

HONOR THE PAST • DEFEND THE FUTURE

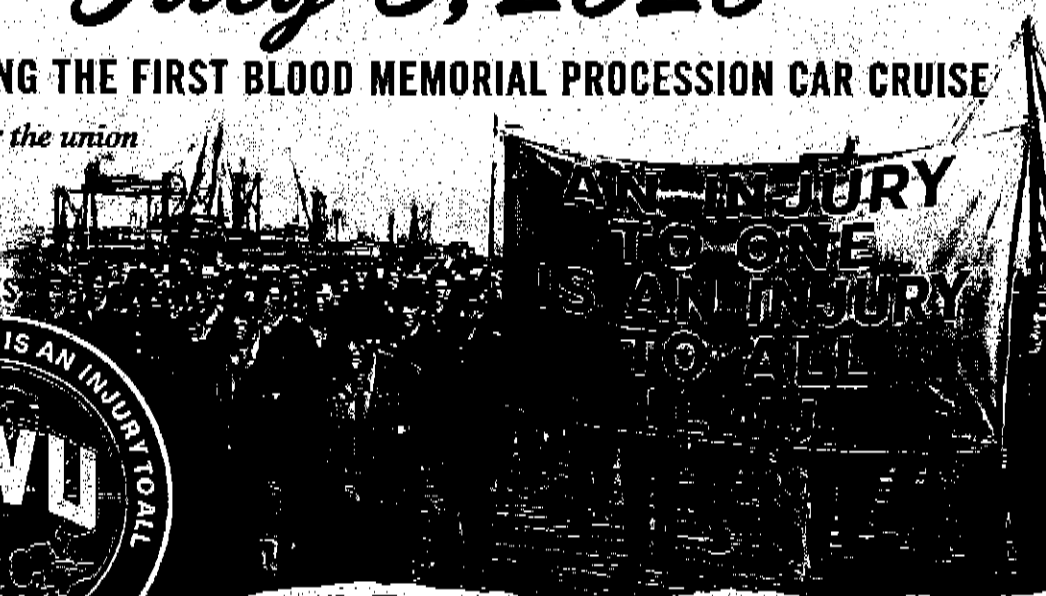
# ILWU BLOODY THURSDAY

## July 5, 2026

FOLLOWING THE FIRST BLOOD MEMORIAL PROCESSION CAR CRUISE

*"They came for the union men—  
but the union stayed."*

-HARRY BRIDGES



### MEMORIAL PROCESSION CAR CRUISE



JULY 5, 2026  
9:00 AM

BEGINS:  
**ROOSEVELT PARK**  
1410 W. 154TH ST.  
GARDENA, CA 90247

CONCLUDES AT:  
**HARRY BRIDGES MEMORIAL**  
504 S. HARBOR BLVD.  
SAN PEDRO, CA 90731

*Honoring  
Legacy.*

*Celebrating  
Family*

JOIN US FOR THE

### REFRESHMENTS




11:00 AM – 2:00 PM  
IMMEDIATELY FOLLOWING  
THE MEMORIAL PROCESSION

REFRESHMENTS LOCATION:  
**231 C ST.**  
WILMINGTON, CA 90744

REMEMBERING THE ILWU LONGSHOREMEN WHO  
FOUGHT – AND DIED – FOR WORKERS' RIGHTS ON MAY 5, 1934.

LABOR DONATED





# International Longshore and Warehouse Union

**Bulletin**



**ILWU Local 13 • 630 Centre Street • San Pedro, CA 90731 • (310) 830-1130**

**Bulletin #28-26**

May 27, 2026

## **EARLY OFFICE CLOSURE – 5/29**

Please be advised the Local 13 Office will close at 4:00 p.m. on Friday, May 29, 2026 due to Pest Control being on site to treat both the interior and exterior of the building. We appreciate your cooperation.

## **TRAINING SIGN-UP DEADLINE EXTENDED TO MONDAY, JUNE 1, 2026**


**The Training sign-up deadline has been extended to Monday, June 1, 2026**, at the ILWU Local 13 Dues office, 630 S. Centre Street, San Pedro, CA 90731.

Fraternally,

Mario Medina  
*President*

Brandi Good  
*Vice President*

Gabriel "Big Gabe" Zuniga  
*Secretary/Treasurer*



ILWU Local 13 • 630 Centre Street • San Pedro, CA 90731 • (310) 830-1130

April 16, 2026

**Bulletin #22-26**

## **CLERK TRANSFER** **ANNUAL SIGN-UP**

Per CLRC-0039-2023, **Clerk sign-ups will now take place annually during the Skilled Training sign-up period from May 1 to May 31.** If you are interested in Clerk Transfer, you must sign up during the time-period and complete an electronic on-line application. The new list will be effective July 1, 2026.

The Committee agreed the **electronic sign-up period will begin Friday, May 1, 2026 and end Sunday, May 31, 2026.** The electronic application is accessible via the Dockworker Self-Service Portal ([selfservice.pmanet.org](http://selfservice.pmanet.org)). **[PLEASE SEE SEPARATE SIGN-UP INSTRUCTIONS]. THIS IS A SIGN-UP LIST ONLY – NO TRANSFERS HAVE BEEN APPROVED.**

**Late applications will not be accepted.** The Committee agreed individuals who miss the application deadline because of verified disability and/or active military duty during the entire application period shall be allowed to apply within 30 days of their return to work. These individuals will be inserted to the application list based on their seniority. Individuals who do not notify the Committee within 30 days upon their return to work shall not be eligible.

In accordance with Supplement I-A and Supplement II of the Pacific Coast Longshore and Clerk Agreements and Section 5 of the Coastwise Rules, the following criteria must be met in order for longshore workers to qualify for transfer to clerk registration:

- 1) Transfer applicants must have **five years of full Class "A" longshore registration** as of July 1, 2026. Transfer applicants that are Herman-Flynn Mechanics must have satisfied their 12-year steady obligations or, if no longer under steady employment, must have satisfied their 15-year obligation as of July 1, 2026.

# SIGN-UP OPPORTUNITIES Longshore to Clerk Transfer

## Dockworker Self-Service Portal

Login  
 Welcome to Dockworker Self-Service Portal.  
 Email:   
 Password:   
 Submit


Dockworker Enrollment [Click here to get started!](#)  
 LA/LB Applicant Enrollment [Click here to get started!](#)  
 Having trouble? Check out our [Frequently Asked Questions](#)

Enroll at any time!  
Click on **Dockworker Enrollment**

Forgot password?  
Click on **Frequently Asked Questions**

Go to [selfservice.pmanet.org](http://selfservice.pmanet.org) or scan QR Code to access Dockworker Self-Service Portal from any of these devices:

- Computer
- Tablet
- iPad
- Smartphone



### Log in to self-service using email and password

Got Questions?  
Call 1-888-762-1234

**PM** Pacific Maritime Association

Payroll ▾ Reports/Docs ▾ Leave Request ▾ Setup ▾ Sign-up Opportunities ▾  
 Longshore to Clerk Transfer

Go to Sign-up Opportunities > **Longshore to Clerk Transfer**

Payroll ▾ Reports/Docs ▾ Leave Request ▾ Setup ▾ Sign-up Opportunities ▾ ? Help  
 Longshore to Clerk Transfer

Your Assigned Local:  Application Deadline:

If you are interested in clerk transfer, you MUST fill out an online application. THE TRIPARTY LRC HAS AGREED THAT ALL FORMER APPLICATIONS ON FILE ARE NOT VALID.

Registration Number and Name:   
 Address:   
 Contact Phone Number:   
 Date on which you first became a limited (Class B) registered longshore worker:   
 Date on which you first became a fully (Class A) registered longshore worker:

Verify all your information is correct. Update your contact phone number here. Contact LR rep in your area if any of the information is incorrect.

If any of the above information is incorrect, please contact LR rep in your area.

I understand that passing Clerk Cognitive Test (Arithmetic/Numbers' Competency) is a requirement to qualify for fully registered (Class A) clerk status.  
 I understand that passing the CRT Keyboard Skills Test is a requirement to qualify for fully registered (Class A) clerk status.  
 I can speak and understand English.  
 I can read and write English legibly.

Click the check boxes to confirm.

If there was an interruption in your registration status:

- enter Start and End Date
- select Deregistration or Withdrawal from the picklist
- type in an explanation of why there was an interruption in registration.

Interruption in registration status			
Start Date	End Date	Interruption due to	Explanation
<input type="text" value="MM/dd/yyyy"/>	<input type="text" value="MM/dd/yyyy"/>	Deregistration	
<input type="text" value="MM/dd/yyyy"/>	<input type="text" value="MM/dd/yyyy"/>	Deregistration	
<input type="text" value="MM/dd/yyyy"/>	<input type="text" value="MM/dd/yyyy"/>	Deregistration	

Click Submit

ATTACHMENT A, CLERK Newing No. 19-15

Review Attachment A and e-Sign on the acceptance by providing your Initial.  
Click Agree and e-Sign to complete your application.

Initial:

Payroll ▾ Reports/Docs ▾ Leave ▾  
 Documents

Go to Reports/Docs > **Documents**, to download and print your Clerk Transfer Application.

Year	Created Date	Document
2021	03/19/2021	Clerk Transfer Application (19-Mar-2021 10:11:46)

- 2) Transfer applicants must have worked the required hours to have qualified for a two (2)-week basic vacation in each of the previous two (2) years. This requirement may be waived for up to a maximum of one (1) year for individuals off work due to industrial illness or injury. **See Supplement 1-A, Section 9.11 for waiver procedures. Waiver documentation will be submitted, electronically, to the ILWU Local 13 Business Office, if necessary.**

**TESTING:**

- 3) Transfer applicants must pass the ARRO Cognitive Test.
- 4) Transfer applicants must pass a CRT Keyboard Skill Test, which includes a typing test for speed and accuracy.

The Committee agreed PMA will schedule any applicant who has not previously passed 1) ARRO Cognitive Test or 2) CRT Keyboard Skill Test for the requisite test. Individuals may also contact the training center to schedule their ARRO Cognitive Test and CRT Keyboard Skill Test should they wish to complete that requirement prior to being scheduled by PMA.

Applicants that successfully meet the above requirements shall be placed in a pool of applicants for selection. Selection shall be from applicants by seniority for 50% of the total number of transfers, and the Employers shall select the remaining 50%.

**PLEASE HOLD ALL WAIVER REQUESTS  
AND DOCUMENTATION UNTIL FINAL SELECTION OF  
SENIORITY AND EMPLOYER PICKS BY THE JPLRC.**


**Joint Longshore Labor Relations Committee  
Joint Clerks Labor Relations Committee**

Fraternally,

Mario Medina  
*President*

Brandi Good  
*Vice President*

Gabriel "Big Gabe" Zuniga  
*Secretary/Treasurer*



# International Longshore and Warehouse Union

ILWU Local 13 • 630 Centre Street • San Pedro, CA 90731 • (310) 830-1130

## Bulletin #23-26

April 17, 2026

## ILWU/PMA TRAINING SIGN-UP EFFECTIVE MAY 1, 2026

Training sign-ups start on Friday, May 1, 2026, and end on Friday, May 29, 2026, at the ILWU Local 13 Dues office, 630 S. Centre Street, San Pedro, CA 90731. In order to be eligible for training, the following criteria must be met:


- Individuals must be current on all dues, fines and assessments. The parties recognize that the provisions of Section 19 of the PCLCD are applicable.
- Individuals that fail training for any reason, including failure to show, shall be ineligible for training sign-ups for that skill for a period of one (1) year, unless otherwise approved by the Joint Port Labor Relations Committee (JPLRC). As an example, if an individual fails Top Handler training on September 1, 2023, that individual cannot sign up for Top Handler training until after September 1, 2024. However, the individual will still be eligible for any other skilled training during that period. Individuals can voluntarily withdraw from a skilled training program, prior to the Physical, by notifying PMA Training Staff and/or the Record Clerk's office without penalty.

- Individuals that missed the deadline for sign-ups because of a disability (verified) and/or active military duty, shall be allowed to sign-up within 30 days of their return to work. These individuals will be inserted into the training list based on their seniority. **Individuals that do not notify the LRC within 30 days upon their return to work shall not be eligible until the next sign-up period.**
- If an individual transfers out of Local 13, that individual shall be removed from all training lists. If the individual transfers back into Local 13 he/she shall remain ineligible for training until the next sign-up period.
- Individuals that sign up for training with open Employer complaints will remain ineligible for training until those Employer complaints are resolved by the JPLRC.
- In order to be eligible for Crane, Mobile Crane or Winch training, individuals must have five (5) years as a Class A longshoreman. *Exception: Herman-Flynn mechanics must have twelve (12) years as a steady mechanic or fifteen (15) years as a hall mechanic.*
- All Class A Members are eligible to sign up for the following:
  - Bulldozer/Payloader
  - Heavy-Lift/Combination-Lift
  - UTR
  - Mechanic
  - Top Handler/Side Handler
- All Class B Registrants are eligible to sign up for the following:
  - Bulldozer/Payloader
  - Heavy-Lift/Combination-Lift
  - UTR
  - Mechanic
- Signing up for training is not a guarantee of receiving training.

Fraternally,  
Mario Medina  
*President*

Brandi Good  
*Vice President*

Gabriel "Big Gabe" Zuniga  
*Secretary/Treasurer*



ILWU Local 13 • 630 Centre Street • San Pedro, CA 90731 • (310) 830-1130

## Bulletin #27-26

May 20, 2026

### NIGHT DOCK BOARD SIGN-UPS

Sign-ups for the Night Dock Board will be available with the Records Clerk starting on Monday, June 1, 2026, through Tuesday, June 30, 2026.

### SHIP & DOCK GANG SIGN-UPS

Sign-ups for Ship & Dock Gang will be available with the Records Clerk starting on Monday, June 1, 2026, through Tuesday, June 30, 2026.

*The Officers of Local 13 would like to wish everyone a safe holiday!*

Mario Medina  
*President*

Brandi Good  
*Vice President*

Gabriel "Big Gabe" Zumiga  
*Secretary/Treasurer*

### Job Forecast Report

WorkDate: 5/29/2026

Shift: Night

5/29/2026 10:50:57AM

Gangs	Shorted	Early	MO	EO	MRO	RO	LM	Total
Container Gang	0	0	0	0	0	0	0	0
Lashing Gang	0	0	0	0	0	0	0	0
4002_Gang	0	0	0	0	0	0	0	0
4012_Gang	0	0	0	0	0	0	0	0
4112_Gang	0	0	1	0	0	0	0	1
D4	0	0	0	0	0	0	0	0
	0	0	1	0	0	0	0	1

Boards	Shorted	Early	MO	EO	MRO	RO	LM	Total
Hold	0	87	175	0	10	0	0	272
Crane	0	2	5	0	0	0	0	7
Crane Top Handler	0	0	0	0	0	0	0	0
Winch	0	0	1	0	0	0	0	1
UTR	0	3	107	0	39	0	0	149
CY	0	0	6	0	1	0	0	7
Jitney	0	0	9	0	1	0	0	10
Swamper	0	1	12	0	2	0	0	15
Casual	0	0	0	0	0	0	0	0
Dock	0	11	7	0	1	0	0	19
Mechanics	0	1	0	0	0	0	0	1
Gear	0	0	0	0	0	0	0	0
Carpenter	0	0	0	0	0	0	0	0
	0	105	322	0	54	0	0	481

Friday

Number of flops (UTR - UTRWork = Flops): 107

5/29

Niteside  
Early

gangs	Hrs
111	S2 off
38	57
55	72

Alc. #	Start Time	Order Type	Ship Name	Company	Berth	Tags
1	6:00PM <b>1UTRS</b>	MRO	EVER MEMO	ETS	TI 227	LA
2	6:00PM <b>1UTR</b>	MRO	MSC BEATRICE	TTI	LB 140	LA
3	6:00PM <b>6S</b>	MRO	OOCL BERLIN	LBCT	LB 24	LA
4	5:00PM <b>1KDP</b>	MRO	GERNER MAERSK	APM	TI 400	LA
<i>Early Dispatch</i>						
5	6:00PM <b>1S 1DS 16UTR 4UTRS 1ST/5:30</b>	MRO	CSCL AUTUMN	SSA	LB 245	LA
6	6:00PM <b>1UTR</b>	MRO	PRESIDENT HW BUSH	FMS	TI 304	LA
7	6:00PM <b>1UTR</b>	MRO	WAN HAI A19	YTI	TI 214	LA
8	6:00PM <b>3S 1DS 1HL 12UTR 3UTRS</b>	MRO	JANET MARIE	SSA	LB 92	LA
9	5:00PM <b>12SL</b>	MO	CMA CGM CASSIOPELA	FMS	TI 303	LA
<i>Flex and Early</i>						
10	6:00PM <b>8S 2DS 18UTR</b>	MO	CMA CGM CASSIOPELA	FMS	TI 303	LA
11	5:00PM <b>4S 1KDP</b>	MO	MAERSK ALFIRK	APM	TI 400	LA
<i>Flex and Early</i>						
12	6:00PM <b>3S</b>	MO	MAERSK ALFIRK	APM	TI 400	LA
13	6:00PM <b>1CDAB/5:30 1PLMD</b>	MO	HG ANTWERP	MET	LB 214	SH-All Comd
14	6:00PM <b>1CDAB/5:30 1PLMD</b>	MO	OSAKA STAR	MET	LB 212	SH-All Comd

Alc. #	Time	Type	Ship Name	Company	Berth	Tags
15	6:00PM	MO	SEA LAND BALBOA	SSA	LB 266	LA
	<b>8S 8SL 2DS 1DWD 1HL 15UTR 2UTRS 5ST/5:30</b>					
16	6:00PM	MO	SAPPHIRE TOWER	ITS	LB 236	LA
	<b>18SL</b>					
17	6:00PM	MO	OOCL UTAH	LBCT	LB 22	LA
	<b>10S 10SL 3KDP 3UTRS</b>					
18	6:00PM	MO	EVER MEMO	ETS	TI 227	LA
	<b>24SL</b>					
19	5:00PM	MO	MSC BEATRICE	TTI	LB 140	LA
	<b>1DS</b>					
	<i>Flex and Early</i>					
20	6:00PM	MO	MSC BEATRICE	TTI	LB 140	LA
	<b>4S 1DS 9UTR</b>					
21	5:00PM	MO	OOCL BERLIN	LBCT	LB 24	LA
	<b>1KDP 1HH/4:30</b>					
	<i>Flex and Early</i>					
22	5:00PM	MO	GERNER MAERSK	APM	TI 400	LA
	<b>2S</b>					
	<i>Flex and Early</i>					
23	6:00PM	MO	GERNER MAERSK	APM	TI 400	LA
	<b>1S</b>					
24	6:00PM	MO	BBC FELIX	SSA	LB 205	GE
	<b>2S 2D 4HL</b>					
	<b>1S4112</b>					
25	5:00PM	MO	CSCL AUTUMN	SSA	LB 245	LA
	<b>6SL</b>					
	<i>Flex and Early</i>					
26	6:00PM	MO	CSCL AUTUMN	SSA	LB 245	LA
	<b>4S 1DS 8UTR 1UTRS</b>					
27	6:00PM	MO	LOWLAND COURAGE	MET	LB 212	SH-All Comd
	<b>1CDAB/5:30 1PLMD</b>					
28	5:00PM	MO	HUDSON EXPRESS	APM	TI 400	LA
	<b>12S 3KDP 1HH/4:30</b>					
	<i>Flex and Early</i>					
29	6:00PM	MO	HUDSON EXPRESS	APM	TI 400	LA
	<b>2S</b>					

Alc. #	Time	Type	Ship Name	Company	Berth	
30	5:00PM <b>12SL</b>	MO	PRESIDENT HW BUSH	FMS	TI 304	LA
<i>Flex and Early</i>						
31	6:00PM <b>1ST/5:30</b>	MO	PRESIDENT HW BUSH	FMS	TI 304	LA
32	6:00PM <b>18SL</b>	MO	JANET MARIE	SSA	LB 92	LA
33	6:00PM <b>2S</b>	MO	LOWLANDS DIAMOND	PTSC	LB D32	SH-Cement
34	6:00PM <b>12S 10SL 3DS 1HL 22UTR 3UTRS</b>	MO	MANULANI	SSA	LB 60	LA
35	5:00PM <b>2S 33SL 3KDP 3UTRS</b>	MO	OOCL VIOLET	LBCT	LB 26	LA
<i>Flex and Early</i>						
36	6:00PM <b>12S 2KDP</b>	MO	OOCL VIOLET	LBCT	LB 26	LA
37	5:00PM <b>4S 2KDP</b>	MO	MAERSK ALFIRK	APM	TI 400	LA
<i>Flex and Early</i>						
38	6:00PM <b>4S 1DS 7UTR 1UTRS</b>	MO	EVER MEMO	ETS	TI 227	LA
39	6:00PM <b>4S 1DS 9UTR</b>	MO	MSC BEATRICE	TTI	LB 140	LA
40	6:00PM <b>4S 2HH/5:30</b>	MO	OOCL BERLIN	LBCT	LB 24	LA
41	6:00PM <b>4S 1DS 9UTR</b>	MO	PRESIDENT HW BUSH	FMS	TI 304	LA
42	3:00AM <b>1KDP</b>	MRO	MAERSK ALFIRK	APM	TI 400	LA
43	3:00AM <b>3S</b>	MO	MAERSK ALFIRK	APM	TI 400	LA

Alc. #	Start Time	Order Type	Ship Name	Company	Berth	Tags
1	6:00PM <b>1UTRS</b>	MRO	EVER MEMO	ETS	TI 227	LA
2	6:00PM <b>1UTR</b>	MRO	MSC BEATRICE	TTI	LB 140	LA
3	6:00PM <b>6S</b>	MRO	OOCL BERLIN	LBCT	LB 24	LA
4	5:00PM <b>1KDP</b>	MRO	GERNER MAERSK	APM	TI 400	LA
<i>Early Dispatch</i>						
5	6:00PM <b>1S 1DS 16UTR 4UTRS 1ST/5:30</b>	MRO	CSCL AUTUMN	SSA	LB 245	LA
6	6:00PM <b>1UTR</b>	MRO	PRESIDENT HW BUSH	FMS	TI 304	LA
7	6:00PM <b>1UTR</b>	MRO	WAN HAI A19	YTI	TI 214	LA
8	6:00PM <b>3S 1DS 1HL 12UTR 3UTRS</b>	MRO	JANET MARIE	SSA	LB 92	LA
9	5:00PM <b>12SL</b>	MO	CMA CGM CASSIOPEIA	FMS	TI 303	LA
<i>Flex and Early</i>						
10	6:00PM <b>8S 2DS 18UTR</b>	MO	CMA CGM CASSIOPEIA	FMS	TI 303	LA
11	5:00PM <b>4S 1KDP</b>	MO	MAERSK ALFIRK	APM	TI 400	LA
<i>Flex and Early</i>						
12	6:00PM <b>3S</b>	MO	MAERSK ALFIRK	APM	TI 400	LA
13	6:00PM <b>1CDAB/5:30 1PLMD</b>	MO	HG ANTWERP	MET	LB 214	SH-All Comd
14	6:00PM <b>1CDAB/5:30 1PLMD</b>	MO	OSAKA STAR	MET	LB 212	SH-All Comd

Alc. #	Time	Type	Ship Name	Company	Berth	
15	6:00PM	MO	SEA LAND BALBOA	SSA	LB 266	LA
	<b>8S 8SL 2DS 1DWD 1HL 15UTR 2UTRS 5ST/5:30</b>					
16	6:00PM	MO	SAPPHIRE TOWER	ITS	LB 236	LA
	<b>18SL</b>					
17	6:00PM	MO	OOCL UTAH	LBCT	LB 22	LA
	<b>10S 10SL 3KDP 3UTRS</b>					
18	6:00PM	MO	EVER MEMO	ETS	TI 227	LA
	<b>24SL</b>					
19	5:00PM	MO	MSC BEATRICE	TTI	LB 140	LA
	<b>1DS</b>					
	<i>Flex and Early</i>					
20	6:00PM	MO	MSC BEATRICE	TTI	LB 140	LA
	<b>4S 1DS 9UTR</b>					
21	5:00PM	MO	OOCL BERLIN	LBCT	LB 24	LA
	<b>1KDP 1HH/4:30</b>					
	<i>Flex and Early</i>					
22	5:00PM	MO	GERNER MAERSK	APM	TI 400	LA
	<b>2S</b>					
	<i>Flex and Early</i>					
23	6:00PM	MO	GERNER MAERSK	APM	TI 400	LA
	<b>1S</b>					
24	6:00PM	MO	BBC FELIX	SSA	LB 205	GE
	<b>2S 2D 4HL</b>					
	<b>1S4112</b>					
25	5:00PM	MO	CSCL AUTUMN	SSA	LB 245	LA
	<b>6SL</b>					
	<i>Flex and Early</i>					
26	6:00PM	MO	CSCL AUTUMN	SSA	LB 245	LA
	<b>4S 1DS 8UTR 1UTRS</b>					
27	6:00PM	MO	LOWLAND COURAGE	MET	LB 212	SH-All Comd
	<b>1CDAB/5:30 1PLMD</b>					
28	5:00PM	MO	HUDSON EXPRESS	APM	TI 400	LA
	<b>12S 3KDP 1HH/4:30</b>					
	<i>Flex and Early</i>					
29	6:00PM	MO	HUDSON EXPRESS	APM	TI 400	LA
	<b>2S</b>					

Alc. #	Time	Type	Ship Name	Company	Berth	Days
30	5:00PM <b>12SL</b>	MO	PRESIDENT HW BUSH	FMS	TI 304	LA
<i>Flex and Early</i>						
31	6:00PM <b>1ST/5:30</b>	MO	PRESIDENT HW BUSH	FMS	TI 304	LA
32	6:00PM <b>18SL</b>	MO	JANET MARIE	SSA	LB 92	LA
33	6:00PM <b>2S</b>	MO	LOWLANDS DIAMOND	PTSC	LB D32	SH-Cement
34	6:00PM <b>12S 10SL 3DS 1HL 22UTR 3UTRS</b>	MO	MANULANI	SSA	LB 60	LA
35	5:00PM <b>2S 33SL 3KDP 3UTRS</b>	MO	OOCL VIOLET	LBCT	LB 26	LA
<i>Flex and Early</i>						
36	6:00PM <b>12S 2KDP</b>	MO	OOCL VIOLET	LBCT	LB 26	LA
37	5:00PM <b>4S 2KDP</b>	MO	MAERSK ALFIRK	APM	TI 400	LA
<i>Flex and Early</i>						
38	6:00PM <b>4S 1DS 7UTR 1UTRS</b>	MO	EVER MEMO	ETS	TI 227	LA
39	6:00PM <b>4S 1DS 9UTR</b>	MO	MSC BEATRICE	TTI	LB 140	LA
40	6:00PM <b>4S 2HH/5:30</b>	MO	OOCL BERLIN	LBCT	LB 24	LA
41	6:00PM <b>4S 1DS 9UTR</b>	MO	PRESIDENT HW BUSH	FMS	TI 304	LA
42	3:00AM <b>1KDP</b>	MRO	MAERSK ALFIRK	APM	TI 400	LA
43	3:00AM <b>3S</b>	MO	MAERSK ALFIRK	APM	TI 400	LA

May. 29. 2026 11:40AM

No. 7234 P. 15

**AVERAGE REPORT**  
***For Night Shift***

	5/22/202	5/23/202	5/24/202	5/25/202	5/26/202	5/27/202	5/28/202
	Fri	Sat	Sun	Mon	Tue	Wed	Thu
Container	0	0	0	0	0	0	0
Lashing	0	0	0	0	0	0	0
Primary	141	149	157	159	159	167	175
Secondary	130	138	146	154	162	170	178
Hold	117	125	133	137	137	145	153
Dock	112	112	112	112	112	120	128
Jitney	80	88	96	104	104	112	120
Winch	116	124	132	140	140	148	156
Carpenter	99	99	99	99	104	104	104
A-Crane	98	100	100	100	100	108	116
Casual	71	72	72	72	73	80	85
Swamper	74	75	75	75	80	80	80
B-Crane	104	112	112	112	120	128	128
A-UTR	130	135	138	144	144	152	159
B_UTR	135	143	144	149	150	158	166
Mechanics	106	106	106	114	114	122	130
Night ID	113	121	127	128	128	136	144
Steady	0	0	0	0	0	0	0
Ship Gang	0	0	0	0	0	0	0
Dock Gang	0	0	0	0	0	0	0

### Job Forecast Report

WorkDate: 5/30/2026

Shift: Day

5/29/2026 10:51:37AM

Gangs	Shorted	Early	MO	EO	MRO	RO	LM	Total
Container Gang	0	0	0	0	0	0	0	0
Lashing Gang	0	0	0	0	0	0	0	0
4002_Gang	0	0	0	0	0	0	0	0
4012_Gang	0	0	0	0	0	0	0	0
4112_Gang	0	0	0	0	0	0	0	0
D4	0	0	0	0	0	0	0	0
	0	0	0	0	0	0	0	0

Boards	Shorted	Early	MO	EO	MRO	RO	LM	Total
Hold	0	54	101	0	10	0	0	165
Crane	0	0	3	0	1	0	0	4
Crane Top Handler	0	0	0	0	0	0	0	0
Winch	0	0	0	0	0	0	0	0
Key Hold	0	0	0	0	0	0	0	0
Jitney	0	1	3	0	0	0	0	4
UTR	0	3	125	0	6	0	0	134
CY	0	0	30	0	0	0	0	30
Lumber	0	0	0	0	0	0	0	0
Carpenter	0	0	0	0	0	0	0	0
Swamper	0	3	12	0	0	0	0	15
Casual	0	0	0	0	0	0	0	0
Dock	0	14	4	0	0	0	0	18
Mechanics	0	0	0	0	0	0	0	0
Gear	0	0	0	0	0	0	0	0
	0	75	278	0	17	0	0	370

Saturday

Number of flops (UTR - UTRWork = Flops): 125

5/30

Dayside  
Early

gangs	Hrs
77	80
13	80
48	81
10	81

Alc. #	Start Time	Order Type	Ship Name	Company	Berth	Tags
1	8:00AM <i>1CCY/7:30</i>	MRO	SANTA EMILIA	SSA	LB 211	SH-Coke
2	7:00AM <i>1KDP</i>	MRO	MAERSK ALFIRK	APM	TI 400	LA
<i>Early Dispatch</i>						
3	8:00AM <i>2UTR</i>	MRO	SAPPHIRE TOWER	ITS	LB 236	LA
4	8:00AM <i>1UTR</i>	MRO	MSC BEATRICE	TTI	LB 140	LA
5	8:00AM <i>IS</i>	MRO	OOCL BERLIN	LBCT	LB 24	LA
6	7:00AM <i>1KDP</i>	MRO	GERNER MAERSK	APM	TI 400	LA
<i>Early Dispatch</i>						
7	8:00AM <i>IS</i>	MRO	BBC FELIX	SSA	LB 205	GE
8	8:00AM <i>2UTR</i>	MRO	CSCL AUTUMN	SSA	LB 245	LA
9	7:00AM <i>1KDP</i>	MRO	HUDSON EXPRESS	APM	TI 400	LA
<i>Early Dispatch</i>						
10	8:00AM <i>1UTR</i>	MRO	WAN HAI A19	YTI	TI 214	LA
11	7:00AM <i>4S 2KDP</i>	MO	MAERSK ALFIRK	APM	TI 400	LA
<i>Flex and Early</i>						
12	7:00AM <i>4S 1KDP</i>	MO	MAERSK ALFIRK	APM	TI 400	LA
<i>Flex and Early</i>						
13	8:00AM <i>1CDAB/7:30 1PLMD</i>	MO	HG ANTWERP	MET	LB 214	SH-All Comd
14	8:00AM <i>1CDAB/7:30 1PLMD</i>	MO	OSAKA STAR	MET	LB 212	SH-All Comd

Alc. #	Time	Type	Ship Name	Company	Berth	Days
15	8:00AM <b>2UTR</b>	MO	SAPPHIRE TOWER	ITS	LB 236	LA
16	7:00AM <b>IDS</b>	MO	MSC BEATRICE	TTI	LB 140	LA
<i>Flex and Early</i>						
17	8:00AM <b>4SL</b>	MO	MSC BEATRICE	TTI	LB 140	LA
18	7:00AM <b>1KDP</b>	MO	OOCL BERLIN	LBCT	LB 24	LA
<i>Flex and Early</i>						
19	7:00AM <b>IS</b>	MO	GERNER MAERSK	APM	TI 400	LA
<i>Flex and Early</i>						
20	8:00AM <b>IS</b>	MO	GERNER MAERSK	APM	TI 400	LA
21	8:00AM <b>1UTR</b>	MO	BBC FELIX	SSA	LB 205	GE
22	7:00AM <b>8SL</b>	MRO	CSCG AUTUMN	SSA	LB 245	LA
23	8:00AM <b>1CDAB/7:30 1PLMD</b>	MO	LOWLAND COURAGE	MET	LB 212	SH-All Comd
24	7:00AM <b>IS</b>	MO	HUDSON EXPRESS	APM	TI 400	LA
<i>Flex and Early</i>						
25	8:00AM <b>IS</b>	MO	HUDSON EXPRESS	APM	TI 400	LA
26	7:00AM <b>12SL</b>	MO	PRESIDENT HW BUSH	FMS	TI 304	LA
<i>Flex and Early</i>						
27	8:00AM <b>8S 2DS 18UTR</b>	MO	PRESIDENT HW BUSH	FMS	TI 304	LA
28	7:00AM <b>2S 4KDP</b>	MO	OOCL VIOLET	LBCT	LB 26	LA
<i>Flex and Early</i>						
29	8:00AM <b>16S 2KDP 2UTRS</b>	MO	OOCL VIOLET	LBCT	LB 26	LA

Alc. #	Time	Type	Ship Name	Company	Berth	LA
30	7:00AM <b>IDS</b>	MO	MSC DOMITILLE	TTI	LB 140	LA
<i>Flex and Early</i>						
31	8:00AM <b>20S 4DS 45UTR 15ST/7:30</b>	MO	MSC DOMITILLE	TTI	LB 140	LA
32	7:00AM <b>2S 10SL 3KDP 2UTRS</b>	MO	ANL WARRNAMBOOL	LBCT	LB 22	LA
<i>Flex and Early</i>						
33	8:00AM <b>12S 10SL 2KDP</b>	MO	ANL WARRNAMBOOL	LBCT	LB 22	LA
34	7:00AM <b>18SL 1DS 1HL 1UTRS</b>	MO	SM NINGBO	SSA	LB 96	LA
<i>Flex and Early</i>						
35	8:00AM <b>16S 3DS 28UTR 3UTRS 12ST/7:30</b>	MO	SM NINGBO	SSA	LB 96	LA
36	8:00AM <b>IS</b>	MO	MAERSK ALFIRK	APM	TI 400	LA
37	8:00AM <b>4S 1DS 9UTR</b>	MO	MSC BEATRICE	TTI	LB 140	LA
38	8:00AM <b>4S 1DS 9UTR</b>	MO	MSC DOMITILLE	TTI	LB 140	LA
39	8:00AM <b>4S 1DS 7UTR 1UTRS 3ST/7:30</b>	MO	SM NINGBO	SSA	LB 96	LA

**AVERAGE REPORT**  
***For Day Shift***

	5/23/202	5/24/202	5/25/202	5/26/202	5/27/202	5/28/202	5/29/202
	Sat	Sun	Mon	Tue	Wed	Thu	Fri
Container	0	0	0	0	0	0	0
Lashing	0	0	0	0	0	0	0
Primary	154	162	165	165	173	181	189
Secondary	125	133	141	149	149	149	157
Hold	139	146	152	154	162	170	178
Key Hold	137	145	145	145	145	153	161
Winch	141	149	157	165	173	181	189
Jitney	130	138	144	144	144	144	152
Dock	114	120	121	128	136	136	144
Lumber	96	104	112	120	128	136	144
Carpenter	75	75	80	88	96	104	112
A-Crane	122	130	132	132	138	143	144
Swamper	91	99	99	99	107	115	123
Casual	83	84	85	85	89	94	102
B-Crane	135	141	148	149	149	149	157
A-UTR	137	144	144	144	152	160	168
B_UTR	146	152	154	154	162	170	178
Mechanics	135	143	143	148	156	162	170
ID	131	131	134	137	145	152	160
Steady	0	0	0	0	0	0	0
Ship Gang	0	0	0	0	0	0	0
Dock Gang	0	0	0	0	0	0	0