

International Longshore and Warehouse Union

ILWU Local 13 • 630 Centre Street • San Pedro, CA 90731 • (310) 830-1130

April 16, 2026

Bulletin #22-26

CLERK TRANSFER ANNUAL SIGN-UP

Per CLRC-0039-2023, **Clerk sign-ups will now take place annually during the Skilled Training sign-up period from May 1 to May 31.** If you are interested in Clerk Transfer, you must sign up during the time-period and complete an electronic on-line application. The new list will be effective July 1, 2026.

The Committee agreed the **electronic sign-up period will begin Friday, May 1, 2026 and end Sunday, May 31, 2026.** The electronic application is accessible via the Dockworker Self-Service Portal (selfservice.pmanet.org). **[PLEASE SEE SEPARATE SIGN-UP INSTRUCTIONS]. THIS IS A SIGN-UP LIST ONLY – NO TRANSFERS HAVE BEEN APPROVED.**

Late applications will not be accepted. The Committee agreed individuals who miss the application deadline because of verified disability and/or active military duty during the entire application period shall be allowed to apply within 30 days of their return to work. These individuals will be inserted to the application list based on their seniority. Individuals who do not notify the Committee within 30 days upon their return to work shall not be eligible.

In accordance with Supplement I-A and Supplement II of the Pacific Coast Longshore and Clerk Agreements and Section 5 of the Coastwise Rules, the following criteria must be met in order for longshore workers to qualify for transfer to clerk registration:

- 1) Transfer applicants must have **five years of full Class "A" longshore registration** as of July 1, 2026. Transfer applicants that are Herman-Flynn Mechanics must have satisfied their 12-year steady obligations or, if no longer under steady employment, must have satisfied their 15-year obligation as of July 1, 2026.

SIGN-UP OPPORTUNITIES Longshore to Clerk Transfer Dockworker Self-Service Portal

Login

Welcome to Dockworker Self-Service Portal.

Email *

Password *

[Dockworker Enrollment Click here to get started!](#)

[LA/LE Applicant Enrollment Click here to get started!](#)


Having trouble? Check out our [Frequently Asked Questions](#)

Enroll at any time!
Click on **Dockworker Enrollment**

Forgot password?
Click on **Frequently Asked Questions**

Go to selfservice.dmanet.org or scan QR Code to access Dockworker Self-Service Portal from any of these devices:

- Computer
- Tablet
- iPad
- Smartphone



Log in to self-service using email and password

Got Questions?
Call 1-888-762-1234

PM Pacific Maritime Association

Payroll ▾ Reports/Docs ▾ Leave Request ▾ Setup ▾ Sign-up Opportunities ▾

Longshore to Clerk Transfer

Go to Sign-up Opportunities > **Longshore to Clerk Transfer**

Payroll ▾ Reports/Docs ▾ Leave Request ▾ Setup ▾ Sign-up Opportunities ▾ ? Help

★ ▾ **Longshore to Clerk Transfer**

Your Assigned Local: Application Deadline:

If you are interested in clerk transfer, you MUST fill out an online application. THE TRIPARTY LRC HAS AGREED THAT ALL FORMER APPLICATIONS ON FILE ARE NOT VALID.

Registration Number and Name:

Address:

Contact Phone Number #:

Date on which you first became a limited (Class B) registered longshore worker:

Date on which you first became a fully (Class A) registered longshore worker:

If any of the above information is incorrect, please contact LR rep in your area.

Verify all your information is correct. Update your contact phone number here. Contact LR rep in your area if any of the information is incorrect.

I understand that passing Clerk Cognitive Test (Arithmetic/Numbers' Competency) is a requirement to qualify for fully registered (Class A) clerk status

I understand that passing the CRT Keyboard Skills Test is a requirement to qualify for fully registered (Class A) clerk status.

I can speak and understand English

I can read and write English legibly

Click the check boxes to confirm.

If there was an interruption in your registration status:

- enter Start and End Date
- select Deregistration or Withdrawal from the picklist
- type in an explanation of why there was an interruption in registration.

Start Date	End Date	Interruption due to	Explanation
<input type="text" value="MM/dd/yyyy"/>	<input type="text" value="MM/dd/yyyy"/>	Deregistration	
<input type="text" value="MM/dd/yyyy"/>	<input type="text" value="MM/dd/yyyy"/>	Deregistration	
<input type="text" value="MM/dd/yyyy"/>	<input type="text" value="MM/dd/yyyy"/>	Deregistration	

Click Submit

ATTACHMENT A, CLIC Meeting No. 19-16

A. Review Attachment A and e-Sign on the acceptance by providing your initial.

B. Click Agree and e-Sign to complete your application.

By signing, I agree to the terms and conditions of the Longshore to Clerk Transfer Application.

Initial:

Agree and e-Sign

Payroll ▾ Reports/Docs ▾ Leave ▾

★ ▾ **DOCUMENTS**

Go to Reports/Docs > **Documents**, to download and print your Clerk Transfer Application.

Year	Created Date	Document
2021	01/19/2021	Clerk Transfer Application (19-Mar-2021 10:11:46)

- 2) Transfer applicants must have worked the required hours to have qualified for a two (2)-week basic vacation in each of the previous two (2) years. This requirement may be waived for up to a maximum of one (1) year for individuals off work due to industrial illness or injury. **See Supplement 1-A, Section 9.11 for waiver procedures. Waiver documentation will be submitted, electronically, to the ILWU Local 13 Business Office, if necessary.**

TESTING:

- 3) Transfer applicants must pass the ARRO Cognitive Test.
- 4) Transfer applicants must pass a CRT Keyboard Skill Test, which includes a typing test for speed and accuracy.

The Committee agreed PMA will schedule any applicant who has not previously passed 1) ARRO Cognitive Test or 2) CRT Keyboard Skill Test for the requisite test. Individuals may also contact the training center to schedule their ARRO Cognitive Test and CRT Keyboard Skill Test should they wish to complete that requirement prior to being scheduled by PMA.

Applicants that successfully meet the above requirements shall be placed in a pool of applicants for selection. Selection shall be from applicants by seniority for 50% of the total number of transfers, and the Employers shall select the remaining 50%.

**PLEASE HOLD ALL WAIVER REQUESTS
AND DOCUMENTATION UNTIL FINAL SELECTION OF
SENIORITY AND EMPLOYER PICKS BY THE JPLRC.**


**Joint Longshore Labor Relations Committee
Joint Clerks Labor Relations Committee**

Fraternally,

Mario Medina
President

Brandi Good
Vice President

Gabriel "Big Gabe" Zuniga
Secretary/Treasurer



International Longshore and Warehouse Union

ILWU Local 13 • 630 Centre Street • San Pedro, CA 90731 • (310) 830-1130

Bulletin #23-26

April 17, 2026

ILWU/PMA TRAINING SIGN-UP EFFECTIVE MAY 1, 2026

Training sign-ups start on Friday, May 1, 2026, and end on Friday, May 29, 2026, at the ILWU Local 13 Dues office, 630 S. Centre Street, San Pedro, CA 90731. In order to be eligible for training, the following criteria must be met:


- Individuals must be current on all dues, fines and assessments. The parties recognize that the provisions of Section 19 of the PCLCD are applicable.
- Individuals that fail training for any reason, including failure to show, shall be ineligible for training sign-ups for that skill for a period of one (1) year, unless otherwise approved by the Joint Port Labor Relations Committee (JPLRC). As an example, if an individual fails Top Handler training on September 1, 2023, that individual cannot sign up for Top Handler training until after September 1, 2024. However, the individual will still be eligible for any other skilled training during that period. Individuals can voluntarily withdraw from a skilled training program, prior to the Physical, by notifying PMA Training Staff and/or the Record Clerk's office without penalty.

- Individuals that missed the deadline for sign-ups because of a disability (verified) and/or active military duty, shall be allowed to sign-up within 30 days of their return to work. These individuals will be inserted into the training list based on their seniority. **Individuals that do not notify the LRC within 30 days upon their return to work shall not be eligible until the next sign-up period.**
- If an individual transfers out of Local 13, that individual shall be removed from all training lists. If the individual transfers back into Local 13 he/she shall remain ineligible for training until the next sign-up period.
- Individuals that sign up for training with open Employer complaints will remain ineligible for training until those Employer complaints are resolved by the JPLRC.
- In order to be eligible for Crane, Mobile Crane or Winch training, individuals must have five (5) years as a Class A longshoreman. Exception: *Herman-Flynn mechanics must have twelve (12) years as a steady mechanic or fifteen (15) years as a hall mechanic.*
- All Class A Members are eligible to sign up for the following:
 - Bulldozer/Payloader
 - Heavy-Lift/Combination-Lift
 - UTR
 - Mechanic
 - Top Handler/Side Handler
- All Class B Registrants are eligible to sign up for the following:
 - Bulldozer/Payloader
 - Heavy-Lift/Combination-Lift
 - UTR
 - Mechanic
- Signing up for training is not a guarantee of receiving training.

Fraternally,
Mario Medina
President

Brandi Good
Vice President

Gabriel "Big Gabe" Zuniga
Secretary/Treasurer



I L W U Local 13 • 630 Centre Street • San Pedro, CA 90731 • (310) 830-1130

Bulletin #27-26

May 20, 2026

NIGHT DOCK BOARD SIGN-UPS

Sign-ups for the Night Dock Board will be available with the Records Clerk starting on Monday, June 1, 2026, through Tuesday, June 30, 2026.

SHIP & DOCK GANG SIGN-UPS

Sign-ups for Ship & Dock Gang will be available with the Records Clerk starting on Monday, June 1, 2026, through Tuesday, June 30, 2026.

The Officers of Local 13 would like to wish everyone a safe holiday!

Mario Medina
President

Brandi Good
Vice President

Gabriel "Big Gabe" Zuniga
Secretary/Treasurer

Job Forecast Report

WorkDate: 5/27/2026

Shift: Night

5/27/2026 10:15:03AM

Gangs	Shorted	Early	MO	EO	MRO	RO	LM	Total
Container Gang	0	0	0	0	0	0	0	0
Lashing Gang	0	0	0	0	0	0	0	0
4002_Gang	0	0	0	0	0	0	0	0
4012_Gang	0	0	0	0	0	0	0	0
4112_Gang	0	1	4	0	0	0	0	5
D4	0	0	0	0	0	0	0	0
	0	1	4	0	0	0	0	5

Boards	Shorted	Early	MO	EO	MRO	RO	LM	Total
Hold	0	150	145	0	12	0	0	307
Crane	0	2	2	0	0	0	0	4
Crane Top Handler	0	0	0	0	0	0	0	0
Winch	0	0	0	0	0	0	0	0
UTR	0	9	182	0	57	0	0	248
CY	0	0	38	0	1	0	0	39
Jitney	0	2	23	0	0	0	0	25
Swamper	0	6	17	0	1	0	0	24
Casual	0	0	0	0	0	0	0	0
Dock	0	13	16	0	0	0	0	29
Mechanics	0	0	0	0	0	0	0	0
Gear	0	0	0	0	0	0	0	0
Carpenter	0	0	0	0	0	0	0	0
	0	182	423	0	71	0	0	676

Number of flops (UTR - UTRWork = Flops):

WED NITE
EARLY

99
111
38
55

Alc. #	Start Time	Order Type	Ship Name	Company	Berth	Tags
1	5:00PM IKDP	MRO	EVER LAUREL	APM	TI 400	LA
<i>Early Dispatch</i>						
2	6:00PM IS	MRO	COSCO BELGIUM	LBCT	LB 26	LA
3	6:00PM IUTR	MRO	CMA CGM BRAZIL	FMS	TI 302	LA
4	6:00PM IS	MRO	YM UNIFORM	PA	100	LA
5	6:00PM IUTR	MRO	CMA CGM CASSIOPEIA	FMS	TI 303	LA
6	6:00PM 2S 1DS 19UTR 4UTRS 1ST/5:30	MRO	SM LONG BEACH	SSA	LB 96	LA
7	6:00PM 10UTR	MRO	GANGES	ITS	LB 232	LA
8	6:00PM 20UTR	MRO	SAPPHIRE TOWER	ITS	LB 236	LA
9	6:00PM 8S	MRO	OOCL UTAH	LBCT	LB 22	LA
10	6:00PM IUTR	MRO	EVER MEMO	ETS	TI 227	LA
11	6:00PM IUTR	MRO	MSC BEATRICE	TTI	LB 140	LA
12	5:00PM IS	MO	HMM NURI	APM	TI 400	LA
<i>Flex and Early</i>						
13	6:00PM IS	MO	HMM NURI	APM	TI 400	LA
14	5:00PM IDS	MO	MSC ILARIA	TTI	LB 140	LA
<i>Flex and Early</i>						

Alc. #	Time	Type	Ship Name	Company	Berth	Tags
15	6:00PM 4SL	MO	MSC ILARIA	TTI	LB 140	LA
16	5:00PM 4S 1KDP	MO	EVER LAUREL	APM	TI 400	LA
<i>Flex and Early</i>						
17	6:00PM 3S	MO	EVER LAUREL	APM	TI 400	LA
18	5:00PM 2S 20SL	MO	COSCO BELGIUM	LBCT	LB 26	LA
<i>Flex and Early</i>						
19	6:00PM 10SL	MO	COSCO BELGIUM	LBCT	LB 26	LA
20	5:00PM 12SL	MO	CMA CGM BRAZIL	FMS	TI 302	LA
<i>Flex and Early</i>						
21	6:00PM 1ST/5:30	MO	CMA CGM BRAZIL	FMS	TI 302	LA
22	6:00PM 10SL	MO	YM UNIFORM	PA	100	LA
23	5:00PM 1UTR	MO	CMA CGM CASSIOPEIA	FMS	TI 303	LA
<i>Flex and Early</i>						
24	6:00PM 1ST/5:30	MO	CMA CGM CASSIOPEIA	FMS	TI 303	LA
25	5:00PM 12S 3KDP 2HH/4:30	MO	MAERSK ALFIRK	APM	TI 400	LA
<i>Flex and Early</i>						
26	6:00PM 1S	MO	MAERSK ALFIRK	APM	TI 400	LA
27	5:00PM 4SL	MO	MSC CARLOTTA	TTI	LB 140	LA
<i>Flex and Early</i>						
28	6:00PM 8S 2DS 18UTR 6ST/5:30	MO	MSC CARLOTTA	TTI	LB 140	LA
29	5:00PM 1S	MO	GREENHOUSE	TP	136	LA
<i>Flex and Early</i>						

Alc. #	Time	Di Type	Ship Name	Company	Berth	Tags
30	6:00PM <i>IS</i>	MO	GREENHOUSE	TP	136	LA
31	6:00PM <i>ICDAB/5:30 IPLMD</i>	MO	HG ANTWERP	MET	LB 214	SH-All Comd
32	6:00PM <i>ICDAB/5:30 IPLMD</i>	MO	OSAKA STAR	MET	LB 212	SH-All Comd
33	5:00PM <i>IUTRS</i>	MO	GANGES	ITS	LB 232	LA
<i>Flex and Early</i>						
34	6:00PM <i>IST/5:30</i>	MO	GANGES	ITS	LB 232	LA
35	6:00PM <i>IST/5:30</i>	MO	SAPPHIRE TOWER	ITS	LB 236	LA
36	5:00PM <i>IS</i>	MO	OOCL UTAH	LBCT	LB 22	LA
<i>Flex and Early</i>						
37	6:00PM <i>4S 3KDP</i>	MO	OOCL UTAH	LBCT	LB 22	LA
38	5:00PM <i>IDS</i>	MO	MSC BEATRICE	TTI	LB 140	LA
<i>Flex and Early</i>						
39	6:00PM <i>4S IDS 9UTR</i>	MO	MSC BEATRICE	TTI	LB 140	LA
40	5:00PM <i>2S</i>	MO	SAGA NAVIGATOR	P.S.T.	179	GE <i>IS4112</i>
<i>Flex and Early</i>						
41	6:00PM <i>2D 5HL</i>	MO	SAGA NAVIGATOR	P.S.T.	179	GE
42	6:00PM <i>4S 4D 8HL</i>	MO	CEBU ISLAND	SSA	LB 205	GE <i>2S4112</i>
43	5:00PM <i>IUTR</i>	MO	CMA CGM GEORGIA	FMS	TI 304	LA
<i>Flex and Early</i>						
44	6:00PM <i>8S 2DS 18UTR</i>	MO	CMA CGM GEORGIA	FMS	TI 304	LA

Alc. #	Time	Type	Ship Name	Company	Berth	Tags
45	5:00PM	MO	ZIM ALBATROSS	TP	139	LA
	IS					
						<i>Flex and Early</i>
46	6:00PM	MO	ZIM ALBATROSS	TP	139	LA
	12S 3DS 27UTR 6ST/5:30					
47	5:00PM	MO	OOCL BERLIN	LBCT	LB 24	LA
	2S 3KDP					
						<i>Flex and Early</i>
48	6:00PM	MO	OOCL BERLIN	LBCT	LB 24	LA
	12S 2KDP 2UTRS					
49	5:00PM	MO	GERNER MAERSK	APM	TI 400	LA
	8S 3KDP 2UTRS					
						<i>Flex and Early</i>
50	6:00PM	MO	GERNER MAERSK	APM	TI 400	LA
	IS					
51	6:00PM	MO	DORIS OCEAN	PA	102	LA
	8S 2DS 16UTR 3ST/5:30					
52	6:00PM	MO	STELLINA	SSA	LB 206	GE
	4S 4D 8HL					2S4112
53	5:00PM	MO	HUDSON EXPRESS	APM	TI 400	LA
	4S 36SL 2KDP 2UTRS					
						<i>Flex and Early</i>
54	6:00PM	MO	HUDSON EXPRESS	APM	TI 400	LA
	IS					
55	5:00PM	MO	CSCL AUTUMN	SSA	LB 245	LA
	2S 26SL 1DS 1HL 1UTRS					
						<i>Flex and Early</i>
56	6:00PM	MO	CSCL AUTUMN	SSA	LB 245	LA
	13S 2DS 23UTR 2UTRS 9ST/5:30					
57	5:00PM	MO	NYK RIGEL	YTI	TI 212	LA
	12SL 3DS 1HL 1UTR					
						<i>Flex and Early</i>
58	6:00PM	MO	NYK RIGEL	YTI	TI 212	LA
	12S 23UTR 10ST/5:30					
59	6:00PM	MO	CMA CGM BRAZIL	FMS	TI 302	LA
	4S 1DS 9UTR					

Alc. #	Time	Type	Ship Name	Company	Berth	Tags
60	6:00PM	MO	CMA CGM CASSIOPELA	FMS	TI 303	LA
	<i>4S 1DS 9UTR</i>					
61	6:00PM	MO	OOCL UTAH	LBCT	LB 22	LA
	<i>4S 1KDP</i>					
62	6:00PM	MO	EVER MEMO	ETS	TI 227	LA
	<i>4S 1DS 7UTR 1UTRS</i>					
63	6:00PM	MO	MSC BEATRICE	TTI	LB 140	LA
	<i>4S 1DS 9UTR</i>					
64	6:00PM	MO	CMA CGM GEORGIA	FMS	TI 304	LA
	<i>4S 1DS 9UTR</i>					

AVERAGE REPORT
For Night Shift

	5/20/202	5/21/202	5/22/202	5/23/202	5/24/202	5/25/202	5/26/202
	Wed	Thu	Fri	Sat	Sun	Mon	Tue
Container	0	0	0	0	0	0	0
Lashing	0	0	0	0	0	0	0
Primary	125	133	141	149	157	159	159
Secondary	114	122	130	138	146	154	162
Hold	114	114	117	125	133	137	137
Dock	96	104	112	112	112	112	112
Jitney	72	72	80	88	96	104	104
Winch	100	108	116	124	132	140	140
Carpenter	88	96	99	99	99	99	104
A-Crane	82	90	98	100	100	100	100
Casual	62	70	71	72	72	72	73
Swamper	58	66	74	75	75	75	80
B-Crane	88	96	104	112	112	112	120
A-UTR	115	123	130	135	138	144	144
B_UTR	123	131	135	143	144	149	150
Mechanics	98	98	106	106	106	114	114
Night ID	106	113	113	121	127	128	128
Steady	0	0	0	0	0	0	0
Ship Gang	0	0	0	0	0	0	0
Dock Gang	0	0	0	0	0	0	0

Job Forecast Report

WorkDate: 5/28/2026

Shift: Day

5/27/2026 10:15:15AM

Gangs	Shorted	Early	MO	EO	MRO	RO	LM	Total
Container Gang	0	0	0	0	0	0	0	0
Lashing Gang	0	0	0	0	0	0	0	0
4002_Gang	0	0	0	0	0	0	0	0
4012_Gang	0	0	0	0	0	0	0	0
4112_Gang	0	0	2	0	0	0	0	2
D4	0	0	0	0	0	0	0	0
	0	0	2	0	0	0	0	2

Boards	Shorted	Early	MO	EO	MRO	RO	LM	Total
Hold	0	156	209	0	16	0	0	381
Crane	0	0	4	0	0	0	0	4
Crane Top Handler	0	0	0	0	0	0	0	0
Winch	0	0	2	0	0	0	0	2
Key Hold	0	6	0	0	0	0	0	6
Jitney	0	35	11	0	0	0	0	46
UTR	0	7	263	0	86	1	0	357
CY	0	0	56	0	0	0	0	56
Lumber	0	0	0	0	0	0	0	0
Carpenter	0	0	0	0	0	0	0	0
Swamper	0	12	21	0	1	0	0	34
Casual	0	0	0	0	0	0	0	0
Dock	0	66	18	0	0	0	0	84
Mechanics	0	2	0	0	0	0	0	2
Gear	0	0	0	0	0	0	0	0
	0	284	584	0	103	1	0	972

Number of flops (UTR - UTRWork = Flops):

THURS DAY
EARLY

5
13
48

Alc. #	Start Time	Order Type	Ship Name	Company	Berth	Tags
1	7:00AM <i>1KDP</i>	MRO	HMM NURI	APM	TI 400	LA
<i>Early Dispatch</i>						
2	8:00AM <i>1UTR</i>	MRO	MSC ILARIA	TTI	LB 140	LA
3	7:00AM <i>1KDP</i>	MRO	EVER LAUREL	APM	TI 400	LA
<i>Early Dispatch</i>						
4	8:00AM <i>1S</i>	MRO	COSCO BELGIUM	LBCT	LB 26	LA
5	8:00AM <i>1UTR</i>	MRO	YM UNIFORM	PA	100	LA
6	8:00AM <i>1UTR</i>	MRO	CMA CGM CASSIOPEIA	FMS	TI 303	LA
7	7:00AM <i>1KDP</i>	MRO	MAERSK ALFIRK	APM	TI 400	LA
<i>Early Dispatch</i>						
8	8:00AM <i>1S</i>	MRO	GREENHOUSE	TP	136	LA
9	8:00AM <i>2UTR</i>	MRO	SM LONG BEACH	SSA	LB 96	LA
10	8:00AM <i>20UTR</i>	MRO	GANGES	ITS	LB 236	LA
11	8:00AM <i>20UTR</i>	MRO	SAPPHIRE TOWER	ITS	LB 232	LA
12	8:00AM <i>1S</i>	MRO	OOCL UTAH	LBCT	LB 22	LA
13	8:00AM <i>9S 1DS 33UTR 6UTRS</i>	MRO	EVER MEMO	ETS	TI 227	LA
14	8:00AM <i>1UTR</i>	MRO	MSC BEATRICE	TTI	LB 140	LA

Alc. #	Time	Type	Ship Name	Company	Berth	Tags
15	8:00AM <i>IS</i>	MRO	SAGA NAVIGATOR	P.S.T.	179	GE
16	8:00AM <i>IS</i>	MRO	CEBU ISLAND	SSA	LB 205	GE
17	8:00AM <i>IUTR</i>	MRO	CMA CGM GEORGIA	FMS	TI 304	LA
18	8:00AM <i>IS</i>	MRO	ZIM ALBATROSS	TP	139	LA
19	8:00AM <i>IS</i>	MRO	OOCL BERLIN	LBCT	LB 24	LA
20	7:00AM <i>IKDP</i>	MRO	GERNER MAERSK	APM	TI 400	LA
<i>Early Dispatch</i>						
21	8:00AM <i>IUTR</i>	MRO	DORIS OCEAN	PA	102	LA
22	7:00AM <i>18S 1D 20P/7:00 4HL 14CLW</i>	MO	CARNIVAL RADIANCE	MET	LB H-4	FR PA
<i>Flex and Early</i>						
23	7:00AM <i>6KH 15S 35P/7:00 6HL 10CL</i>	MO	QUANTUM OF THE SEAS	PA	SP 92	FR PA
<i>Flex and Early</i>						
24	8:00AM <i>10P/8:00</i>	MO	QUANTUM OF THE SEAS	PA	SP 92	FR PA
25	8:00AM <i>2CCY/7:30</i>	MO	SANTA EMILIA	SSA	LB 211	SH-Coke
26	7:00AM <i>IS</i>	MO	HMM NURI	APM	TI 400	LA
<i>Flex and Early</i>						
27	8:00AM <i>IS</i>	MO	HMM NURI	APM	TI 400	LA
28	7:00AM <i>IDS</i>	MO	MSC ILARIA	TTI	LB 140	LA
<i>Flex and Early</i>						
29	8:00AM <i>4SL</i>	MO	MSC ILARIA	TTI	LB 140	LA

Alc. #	Time	Type	Ship Name	Company	Berth	Tags
30	7:00AM IS	MO	EVER LAUREL	APM	TI 400	LA
<i>Flex and Early</i>						
31	8:00AM IS	MO	EVER LAUREL	APM	TI 400	LA
32	8:00AM 20SL	MO	COSCO BELGIUM	LBCT	LB 26	LA
33	7:00AM 12SL	MO	CMA CGM BRAZIL	FMS	TI 302	LA
<i>Flex and Early</i>						
34	8:00AM 8S 2DS 18UTR	MO	CMA CGM BRAZIL	FMS	TI 302	LA
35	8:00AM 2SL	MO	YM UNIFORM	PA	100	LA
36	7:00AM 12SL	MO	CMA CGM CASSIOPEIA	FMS	TI 303	LA
<i>Flex and Early</i>						
37	8:00AM 4S 1DS 9UTR 1ST/7:30	MO	CMA CGM CASSIOPEIA	FMS	TI 303	LA
38	7:00AM IS	MO	MAERSK ALFIRK	APM	TI 400	LA
<i>Flex and Early</i>						
39	8:00AM IS	MO	MAERSK ALFIRK	APM	TI 400	LA
40	7:00AM 4SL	MO	MSC CARLOTTA	TTI	LB 140	LA
<i>Flex and Early</i>						
41	8:00AM 4SL	MO	MSC CARLOTTA	TTI	LB 140	LA
42	7:00AM IS	MO	GREENHOUSE	TP	136	LA
<i>Flex and Early</i>						
43	8:00AM IS	MO	GREENHOUSE	TP	136	LA
44	8:00AM ICDAB/7:30 1PLMD	MO	HG ANTWERP	MET	LB 214	SH-All Comd

Alc. #	Time	Type	Ship Name	Company	Berth	Tags
45	8:00AM	MO	OSAKA STAR	MET	LB 212	SH-All Comd
	1CDAB/7:30 1PLMD					
46	8:00AM	MO	SM LONG BEACH	SSA	LB 96	LA
	26SL					
47	7:00AM	MO	GANGES	ITS	LB 232	LA
	1UTRS					
	<i>Flex and Early</i>					
48	8:00AM	MO	GANGES	ITS	LB 236	LA
	2ST/7:30					
49	7:00AM	MO	SAPPHIRE TOWER	ITS	LB 236	LA
	1UTRS					
	<i>Flex and Early</i>					
50	8:00AM	MO	SAPPHIRE TOWER	ITS	LB 232	LA
	2ST/7:30					
51	7:00AM	MO	OOCL UTAH	LBCT	LB 22	LA
	1KDP					
	<i>Flex and Early</i>					
52	8:00AM	MO	OOCL UTAH	LBCT	LB 22	LA
	4S 1KDP					
53	7:00AM	MO	MSC BEATRICE	TTI	LB 140	LA
	1DS					
	<i>Flex and Early</i>					
54	8:00AM	MO	MSC BEATRICE	TTI	LB 140	LA
	4S 1DS 9UTR					
55	7:00AM	MO	CMA CGM GEORGIA	FMS	TI 304	LA
	12SL					
	<i>Flex and Early</i>					
56	8:00AM	MO	CMA CGM GEORGIA	FMS	TI 304	LA
	1ST/7:30					
57	7:00AM	MO	ZIM ALBATROSS	TP	139	LA
	1S					
	<i>Flex and Early</i>					
58	8:00AM	MO	ZIM ALBATROSS	TP	139	LA
	1S					
59	7:00AM	MO	OOCL BERLIN	LBCT	LB 24	LA
	2KDP					
	<i>Flex and Early</i>					

Alc. #	Time	Type	Ship Name	Company	Berth	1 _{ago}
60	8:00AM	MO	OOCL BERLIN	LBCT	LB 24	LA
	8S 1KDP					
61	7:00AM	MO	GERNER MAERSK	APM	TI 400	LA
	4S 1KDP					
	<i>Flex and Early</i>					
62	8:00AM	MO	GERNER MAERSK	APM	TI 400	LA
	1S					
63	8:00AM	MO	DORIS OCEAN	PA	102	LA
	2SL					
64	8:00AM	MO	STELLINA	SSA	LB 206	GE
	2S 2D 5HL					
	IS4112					
65	8:00AM	MO	BBC FELIX	SSA	LB 205	GE
	2S 4D 1HT 1DWD 3HL 1UTR					
	IS4112					
66	7:00AM	MO	HUDSON EXPRESS	APM	TI 400	LA
	4S 2KDP 2UTRS					
	<i>Flex and Early</i>					
67	8:00AM	MO	HUDSON EXPRESS	APM	TI 400	LA
	1S					
68	8:00AM	MO	CSCL AUTUMN	SSA	LB 245	LA
	22S 4DS 1HL 30UTR 4UTRS 12ST/7:30					
69	7:00AM	MO	NYK RIGEL	YTI	TI 212	LA
	3DS					
	<i>Flex and Early</i>					
70	8:00AM	MO	NYK RIGEL	YTI	TI 212	LA
	12S 24UTR 10ST/7:30					
71	7:00AM	MO	MSC FIRENZE	TTI	LB 140	LA
	20SL					
	<i>Flex and Early</i>					
72	8:00AM	MO	MSC FIRENZE	TTI	LB 140	LA
	16S 3DS 36UTR 12ST/7:30					
73	7:00AM	MO	PRESIDENT HW BUSH	FMS	TI 302	LA
	2S 12SL 1DS 1UTR					
	<i>Flex and Early</i>					
74	8:00AM	MO	PRESIDENT HW BUSH	FMS	TI 302	LA
	16S 4DS 36UTR					

Alc. #	Time	Type	Ship Name	Company	Berth	Tags
75	7:00AM	MO	HELGOLAND	PA	102	LA
	2S 8SL 1DS 1UTR					
	<i>Flex and Early</i>					
76	8:00AM	MO	HELGOLAND	PA	102	LA
	6S 1DS 13UTR 3ST/7:30					
77	8:00AM	MO	SANTA EMILIA	SSA	LB 211	SH-Coke
	2MNT					
	<i>Early Dispatch</i>					
78	8:00AM	MO	CMA CGM CASSIOPEIA	FMS	TI 303	LA
	4S 1DS 9UTR					
79	8:00AM	MO	EVER MEMO	ETS	TI 227	LA
	4S 1DS 7UTR 1UTRS					
80	8:00AM	MO	MSC BEATRICE	TTI	LB 140	LA
	4S 1DS 9UTR					
81	8:00AM	MO	CMA CGM GEORGIA	FMS	TI 304	LA
	4S 1DS 9UTR					
82	8:00AM	MO	PRESIDENT HW BUSH	FMS	TI 302	LA
	4S 1DS 9UTR					
83	7:00AM	MO	WAN HAI A19	YTI	TI 214	LA
	26SL 5DS 1HL 1UTR					
	<i>Flex and Early</i>					
84	8:00AM	MO	WAN HAI A19	YTI	TI 214	LA
	20S 39UTR 13ST/7:30					

AVERAGE REPORT
For Day Shift

	5/21/202	5/22/202	5/23/202	5/24/202	5/25/202	5/26/202	5/27/202
	Thu	Fri	Sat	Sun	Mon	Tue	Wed
Container	0	0	0	0	0	0	0
Lashing	0	0	0	0	0	0	0
Primary	138	146	154	162	165	165	173
Secondary	117	117	125	133	141	149	149
Hold	126	134	139	146	152	154	162
Key Hold	121	129	137	145	145	145	145
Winch	125	133	141	149	157	165	173
Jitney	119	122	130	138	144	144	144
Dock	105	106	114	120	121	128	136
Lumber	80	88	96	104	112	120	128
Carpenter	67	75	75	75	80	88	96
A-Crane	106	114	122	130	132	132	138
Swamper	75	83	91	99	99	99	107
Casual	74	80	83	84	85	85	89
B-Crane	124	132	135	141	148	149	149
A-UTR	122	130	137	144	144	144	152
B_UTR	132	140	146	152	154	154	162
Mechanics	124	128	135	143	143	148	156
ID	120	124	131	131	134	137	145
Steady	0	0	0	0	0	0	0
Ship Gang	0	0	0	0	0	0	0
Dock Gang	0	0	0	0	0	0	0