

International Longshore and Warehouse Union

Bulletin



ILWU Local 13 • 630 Centre Street • San Pedro, CA 90731 • (310) 830-1130

Bulletin #27-26

May 20, 2026

MEMORIAL DAY HOLIDAY MONDAY, MAY 25, 2026

ILWU Local 13 Office will be closed on Monday, May 25, 2026, due to the Memorial Day Holiday.

The Officers of Local 13 would like to wish everyone a safe holiday!

MEMORIAL DAY PAID HOLIDAY MONDAY, MAY 25, 2026

Memorial Day Monday, May 25, 2026, will be a paid holiday. Only registered members who have 800 qualifying hours in the prior payroll year (2025) and meet the availability requirements for at least two (2) of the five (5) days Monday through Friday (exclusive of the day of the holiday) during the payroll week in which the holiday falls will receive a paid holiday for Memorial Day. This means you must work or meet the availability requirements for at least two (2) days, Tuesday, May 26th; Wednesday, May 27th; Thursday, May 28th; or Friday, May 29, 2026.

Under the current contract one does not have to meet the availability requirements if you have worked 1300 hours in the

prior payroll year (2025) to receive the Memorial Day paid holiday.

Persons taking vacation during Memorial Day week must report the vacation to the Records Clerk in the Dispatch Hall on or before Friday, May 29, 2026. Persons not receiving holiday pay because of illness, injury, jury duty, etc. must file a claim with the Records Clerk before Friday, July 10, 2026, to receive Memorial Day holiday pay. The Memorial Day holiday pay will be paid on the payroll check of June 5, 2026.

NIGHT DOCK BOARD SIGN-UPS

Sign-ups for the Night Dock Board will be available with the Records Clerk starting on Monday, June 1, 2026, through Tuesday, June 30, 2026.

SHIP & DOCK GANG SIGN-UPS


Sign-ups for Ship & Dock Gang will be available with the Records Clerk starting on Monday, June 1, 2026, through Tuesday, June 30, 2026.

The Officers of Local 13 would like to wish everyone a safe holiday!

Mario Medina
President

Brandi Good
Vice President

Gabriel "Big Gabe" Zumiga
Secretary/Treasurer



International Longshore and Warehouse Union

ILWU Local 13 • 630 Centre Street • San Pedro, CA 90731 • (310) 830-1130

April 16, 2026

Bulletin #22-26

CLERK TRANSFER **ANNUAL SIGN-UP**

Per CLRC-0039-2023, **Clerk sign-ups will now take place annually during the Skilled Training sign-up period from May 1 to May 31.** If you are interested in Clerk Transfer, you must sign up during the time-period and complete an electronic on-line application. The new list will be effective July 1, 2026.

The Committee agreed the **electronic sign-up period will begin Friday, May 1, 2026 and end Sunday, May 31, 2026.** The electronic application is accessible via the Dockworker Self-Service Portal (selfservice.pmanet.org). **[PLEASE SEE SEPARATE SIGN-UP INSTRUCTIONS]. THIS IS A SIGN-UP LIST ONLY – NO TRANSFERS HAVE BEEN APPROVED.**

Late applications will not be accepted. The Committee agreed individuals who miss the application deadline because of verified disability and/or active military duty during the entire application period shall be allowed to apply within 30 days of their return to work. These individuals will be inserted to the application list based on their seniority. Individuals who do not notify the Committee within 30 days upon their return to work shall not be eligible.

In accordance with Supplement I-A and Supplement II of the Pacific Coast Longshore and Clerk Agreements and Section 5 of the Coastwise Rules, the following criteria must be met in order for longshore workers to qualify for transfer to clerk registration:

- 1) Transfer applicants must have **five years of full Class "A" longshore registration** as of July 1, 2026. Transfer applicants that are Herman-Flynn Mechanics must have satisfied their 12-year steady obligations or, if no longer under steady employment, must have satisfied their 15-year obligation as of July 1, 2026.

SIGN-UP OPPORTUNITIES Longshore to Clerk Transfer

Dockworker Self-Service Portal

Login

Welcome to Dockworker Self-Service Portal.

Email:

Password:

[Dockworker Enrollment Click here to get started!](#)

[LA/LB Applicant Enrollment Click here to get started!](#)


[Having trouble? Check out our Frequently Asked Questions](#)

Enroll at any time!
Click on **Dockworker Enrollment**

Forgot password?
Click on **Frequently Asked Questions**

Go to selfservice.dmanet.org or scan QR Code to access Dockworker Self-Service Portal from any of these devices:

- Computer
- Tablet
- iPad
- Smartphone



Log in to self-service using email and password

Got Questions?
Call 1-888-762-1234

PM Pacific Maritime Association

Payroll ▾ Reports/Docs ▾ Leave Request ▾ Setup ▾ Sign-up Opportunities ▾

Longshore to Clerk Transfer

Go to Sign-up Opportunities > **Longshore to Clerk Transfer**

Payroll ▾ Reports/Docs ▾ Leave Request ▾ Setup ▾ Sign-up Opportunities ▾ ? Help

Longshore to Clerk Transfer

Your Assigned Local: Application Deadline:

If you are interested in clerk transfer, you MUST fill out an online application. THE TRIPARTY LRC HAS AGREED THAT ALL FORMER APPLICATIONS ON FILE ARE NOT VALID.

Registration Number and Name:

Address:

Contact Phone Number:

Date on which you first became a limited (Class B) registered longshore worker:

Date on which you first became a fully (Class A) registered longshore worker:

If any of the above information is incorrect, please contact LR rep in your area.

Verify all your information is correct. Update your contact phone number here. Contact LR rep in your area if any of the information is incorrect.

Click the check boxes to confirm.

- I understand that passing Clerk Cognitive Test (Arithmetic/Numbers' Competency) is a requirement to qualify for fully registered (Class A) clerk status.
- I understand that passing the CRT Keyboard Skills Test is a requirement to qualify for fully registered (Class A) clerk status.
- I can speak and understand English
- I can read and write English legibly

If there was an interruption in your registration status:

- enter Start and End Date
- select Deregistration or Withdrawal from the picklist
- type in an explanation of why there was an interruption in registration.

Start Date	End Date	Interruption due to	Explanation
<input type="text" value="MM/dd/yyyy"/>	<input type="text" value="MM/dd/yyyy"/>	Deregistration	
<input type="text" value="MM/dd/yyyy"/>	<input type="text" value="MM/dd/yyyy"/>	Deregistration	
<input type="text" value="MM/dd/yyyy"/>	<input type="text" value="MM/dd/yyyy"/>	Deregistration	

Click **Submit**

ATTACHMENT A, CLC Meeting No. 16-13

Review Attachment A and e-Sign on the acceptance by providing your initial. Click Agree and e-Sign to complete your application.

Payroll ▾ Reports/Docs ▾ Leave ▾

Documents

Go to Reports/Docs > **Documents**, to download and print your Clerk Transfer Application.

Year	Created Date	Document
2021	03/19/2021	Clerk Transfer Application (19-Mar-2021 10:11:48)

- 2) Transfer applicants must have worked the required hours to have qualified for a two (2)-week basic vacation in each of the previous two (2) years. This requirement may be waived for up to a maximum of one (1) year for individuals off work due to industrial illness or injury. **See Supplement 1-A, Section 9.11 for waiver procedures. Waiver documentation will be submitted, electronically, to the ILWU Local 13 Business Office, if necessary.**

TESTING:

- 3) Transfer applicants must pass the ARRO Cognitive Test.
- 4) Transfer applicants must pass a CRT Keyboard Skill Test, which includes a typing test for speed and accuracy.

The Committee agreed PMA will schedule any applicant who has not previously passed 1) ARRO Cognitive Test or 2) CRT Keyboard Skill Test for the requisite test. Individuals may also contact the training center to schedule their ARRO Cognitive Test and CRT Keyboard Skill Test should they wish to complete that requirement prior to being scheduled by PMA.

Applicants that successfully meet the above requirements shall be placed in a pool of applicants for selection. Selection shall be from applicants by seniority for 50% of the total number of transfers, and the Employers shall select the remaining 50%.

**PLEASE HOLD ALL WAIVER REQUESTS
AND DOCUMENTATION UNTIL FINAL SELECTION OF
SENIORITY AND EMPLOYER PICKS BY THE JPLRC.**


**Joint Longshore Labor Relations Committee
Joint Clerks Labor Relations Committee**

Fraternally,

Mario Medina
President

Brandi Good
Vice President

Gabriel "Big Gabe" Zuniga
Secretary/Treasurer



International Longshore and Warehouse Union

ILWU Local 13 • 630 Centre Street • San Pedro, CA 90731 • (310) 830-1130

Bulletin #23-26

April 17, 2026

ILWU/PMA TRAINING SIGN-UP EFFECTIVE MAY 1, 2026

Training sign-ups start on Friday, May 1, 2026, and end on Friday, May 29, 2026, at the ILWU Local 13 Dues office, 630 S. Centre Street, San Pedro, CA 90731. In order to be eligible for training, the following criteria must be met:

- Individuals must be current on all dues, fines and assessments. The parties recognize that the provisions of Section 19 of the PCLCD are applicable.
- Individuals that fail training for any reason, including failure to show, shall be ineligible for training sign-ups for that skill for a period of one (1) year, unless otherwise approved by the Joint Port Labor Relations Committee (JPLRC). As an example, if an individual fails Top Handler training on September 1, 2023, that individual cannot sign up for Top Handler training until after September 1, 2024. However, the individual will still be eligible for any other skilled training during that period. Individuals can voluntarily withdraw from a skilled training program, prior to the Physical, by notifying PMA Training Staff and/or the Record Clerk's office without penalty.

- Individuals that missed the deadline for sign-ups because of a disability (verified) and/or active military duty, shall be allowed to sign-up within 30 days of their return to work. These individuals will be inserted into the training list based on their seniority. **Individuals that do not notify the LRC within 30 days upon their return to work shall not be eligible until the next sign-up period.**
- If an individual transfers out of Local 13, that individual shall be removed from all training lists. If the individual transfers back into Local 13 he/she shall remain ineligible for training until the next sign-up period.
- Individuals that sign up for training with open Employer complaints will remain ineligible for training until those Employer complaints are resolved by the JPLRC.
- In order to be eligible for Crane, Mobile Crane or Winch training, individuals must have five (5) years as a Class A longshoreman. Exception: *Herman-Flynn mechanics must have twelve (12) years as a steady mechanic or fifteen (15) years as a hall mechanic.*
- All Class A Members are eligible to sign up for the following:
 - Bulldozer/Payloader
 - Heavy-Lift/Combination-Lift
 - UTR
 - Mechanic
 - Top Handler/Side Handler
- All Class B Registrants are eligible to sign up for the following:
 - Bulldozer/Payloader
 - Heavy-Lift/Combination-Lift
 - UTR
 - Mechanic
- Signing up for training is not a guarantee of receiving training.

Fraternally,
Mario Medina
President

Brandi Good
Vice President

Gabriel "Big Gabe" Zuniga
Secretary/Treasurer

Job Forecast Report

WorkDate: 5/26/2026

Shift: Night

TUESDAY N/S EARLY

5/26/2026 10:10:15AM

Gangs	Shorted	Early	MO	EO	MRO	RO	LM	Total
Container Gang	0	0	0	0	0	0	0	0
Lashing Gang	0	0	0	0	0	0	0	0
4002_Gang	0	0	0	0	0	0	0	0
4012_Gang	0	0	0	0	0	0	0	0
4112_Gang	0	0	0	0	0	0	0	0
D4	0	0	0	0	0	0	0	0
	0	0	0	0	0	0	0	0

Boards	Shorted	Early	MO	EO	MRO	RO	LM	Total
Hold	0	70	297	0	11	0	0	378
Crane	0	0	2	0	0	0	0	2
Crane Top Handler	0	0	0	0	0	0	0	0
Winch	0	1	0	0	0	0	0	1
UTR	0	8	264	0	46	0	0	318
CY	0	0	66	0	0	0	0	66
Jitney	0	1	3	0	0	0	0	4
Swamper	0	5	30	0	0	0	0	35
Casual	0	0	0	0	0	0	0	0
Dock	0	9	3	0	1	0	0	13
Mechanics	0	0	0	0	0	0	0	0
Gear	0	0	0	0	0	0	0	0
Carpenter	0	0	0	0	0	0	0	0
	0	94	665	0	58	0	0	817

5 HRS

Number of flops (UTR - UTRWork = Flops):

99 | 48
 111 | 48
 38 | 49
 55 | 64

TUESDAY N/S
 EARLY
 817
 JOBS

Alc. #	Start Time	Order Type	Ship Name	Company	Berth	Tags
1	6:00PM 5S	MRO	COSCO SHIPPING CARNATION	LBCT	LB 24	LA
2	6:00PM 1S	MRO	MSC ILARIA	TTI	LB 140	LA
3	6:00PM 6UTR 2UTRS	MRO	COSCO TAICANG	SSA	LB 266	LA
4	5:00PM 2S	MRO	GUNDE MAERSK	APM	TI 400	LA
<i>Early Dispatch</i>						
5	6:00PM 10UTR 2UTRS	MRO	CACL SOUTH CHINA SEA	SSA	LB 245	LA
6	5:00PM 1S	MRO	EVER LAUREL	APM	TI 400	LA
<i>Early Dispatch</i>						
7	6:00PM 1KDP	MRO	COSCO BELGIUM	LBCT	LB 26	LA
8	6:00PM 1UTR	MRO	CMA CGM BRAZIL	FMS	TI 302	LA
9	6:00PM 1UTR	MRO	YM UNIFORM	PA	100	LA
10	6:00PM 1UTR	MRO	CMA CGM CASSIOPELA	FMS	TI 303	LA
11	6:00PM 2S 7UTR 2UTRS	MRO	SM LONG BEACH	SSA	LB 96	LA
12	5:00PM 4KDP	MRO	KANDLA EXPRESS	APM	TI 400	LA
<i>Early Dispatch</i>						
13	6:00PM 3S 12UTR 2UTRS	MRO	MANUKAI	SSA	LB 60	LA
14	6:00PM 30SL	MO	COSCO SHIPPING CARNATION	LBCT	LB 24	LA

Alc. #	Time	Type	Ship Name	Company	Berth	Tags
15	5:00PM <i>IS</i>	MO	HMM NURI	APM	TI 400	LA
<i>Flex and Early</i>						
16	6:00PM <i>IS</i>	MO	HMM NURI	APM	TI 400	LA
17	5:00PM <i>IDS</i>	MO	MSC ILARIA	TTI	LB 140	LA
<i>Flex and Early</i>						
18	6:00PM <i>4SL</i>	MO	MSC ILARIA	TTI	LB 140	LA
19	6:00PM <i>20SL</i>	MO	COSCO TAICANG	SSA	LB 266	LA
20	5:00PM <i>IS</i>	MO	GUNDE MAERSK	APM	TI 400	LA
<i>Flex and Early</i>						
21	6:00PM <i>5S 24SL</i>	MO	GUNDE MAERSK	APM	TI 400	LA
22	6:00PM <i>20SL 1DA</i>	MO	CSCL SOUTH CHINA SEA	SSA	LB 245	LA
23	5:00PM <i>4S 1KDP</i>	MO	EVER LAUREL	APM	TI 400	LA
<i>Flex and Early</i>						
24	6:00PM <i>2S</i>	MO	EVER LAUREL	APM	TI 400	LA
25	5:00PM <i>IS</i>	MO	COSCO BELGIUM	LBCT	LB 26	LA
<i>Flex and Early</i>						
26	5:00PM <i>1UTR</i>	MO	CMA CGM BRAZIL	FMS	TI 302	LA
<i>Flex and Early</i>						
27	6:00PM <i>1ST/5:30</i>	MO	CMA CGM BRAZIL	FMS	TI 302	LA
28	6:00PM <i>2SL</i>	MO	YM UNIFORM	PA	100	LA
29	5:00PM <i>1UTR</i>	MO	CMA CGM CASSIOPEIA	FMS	TI 303	LA
<i>Flex and Early</i>						

Alc. #	Time	Type	Ship Name	Company	Berth	Tags
30	6:00PM <i>1ST/5:30</i>	MO	CMA CGM CASSIOPEIA	FMS	TI 303	LA
31	5:00PM <i>1S</i>	MO	MAERSK ALFIRK	APM	TI 400	LA
<i>Flex and Early</i>						
32	6:00PM <i>1S</i>	MO	MAERSK ALFIRK	APM	TI 400	LA
33	6:00PM <i>12S 20SL 3DS 1HL 24UTR 3UTRS 9ST/5:30</i>	MO	GEORGE II	SSA	LB 92	LA
34	5:00PM <i>1S</i>	MO	GREENHOUSE	TP	136	LA
<i>Flex and Early</i>						
35	6:00PM <i>5S 5DS 8UTR 2ST/5:30</i>	MO	GREENHOUSE	TP	136	LA
36	6:00PM <i>1CDAB/5:30 1PLMD</i>	MO	HG ANTWERP	MET	LB 214	SH-All Comd
37	6:00PM <i>1CDAB/5:30 1PLMD</i>	MO	OSAKA STAR	MET	LB 212	SH-All Comd
38	6:00PM <i>8S 2DS 14UTR 2UTRS 6ST/5:30</i>	MO	SM LONG BEACH	SSA	LB 96	LA
39	5:00PM <i>1UTRS</i>	MO	KANDLA EXPRESS	APM	TI 400	LA
<i>Flex and Early</i>						
40	6:00PM <i>4S 14SL</i>	MO	KANDLA EXPRESS	APM	TI 400	LA
41	6:00PM <i>4S 12SL 1DS 8UTR 1UTRS</i>	MO	MANUKAI	SSA	LB 60	LA
42	5:00PM <i>1UTRS</i>	MO	GANGES	ITS	LB 232	LA
<i>Flex and Early</i>						
43	6:00PM <i>12S 3DS 23UTR 6ST/5:30</i>	MO	GANGES	ITS	LB 232	LA
44	5:00PM <i>1UTRS</i>	MO	SAPPHIRE TOWER	ITS	LB 236	LA
<i>Flex and Early</i>						

Alc. #	Time	Type	Ship Name	Company	Berth	Tags
45	6:00PM	MO	SAPPHIRE TOWER	ITS	LB 236	LA
	16S 4DS 32UTR 10ST/5:30					
46	5:00PM	MO	OOCL UTAH	LBCT	LB 22	LA
	2S 4KDP					
	<i>Flex and Early</i>					
47	6:00PM	MO	OOCL UTAH	LBCT	LB 22	LA
	16S 2KDP 2UTRS					
48	5:00PM	MO	EVER MEMO	ETS	TI 227	LA
	4S 24SL 2DS 2UTRS					
	<i>Flex and Early</i>					
49	6:00PM	MO	EVER MEMO	ETS	TI 227	LA
	12S 2DS 32UTR 2UTRS 10ST/5:30					
50	5:00PM	MO	MSC BEATRICE	TTI	LB 140	LA
	20SL					
	<i>Flex and Early</i>					
51	6:00PM	MO	MSC BEATRICE	TTI	LB 140	LA
	16S 3DS 36UTR 12ST/5:30					
52	5:00PM	MO	NYK SILVIA	YTI	TI 214	LA
	8SL 2DS 1DWD 1HL 1UTR					
	<i>Flex and Early</i>					
53	6:00PM	MO	NYK SILVIA	YTI	TI 214	LA
	8S 15UTR 6ST/5:30					
54	6:00PM	MO	MSC ILARIA	TTI	LB 140	LA
	4S 1DS 9UTR					
55	6:00PM	MO	CMA CGM BRAZIL	FMS	TI 302	LA
	4S 1DS 9UTR					
56	6:00PM	MO	CMA CGM CASSIOPEIA	FMS	TI 303	LA
	4S 1DS 9UTR					
57	6:00PM	MO	SAPPHIRE TOWER	ITS	LB 236	LA
	4S 1DS 8UTR 2ST/5:30					
58	6:00PM	MO	OOCL UTAH	LBCT	LB 22	LA
	1S					
59	6:00PM	MO	EVER MEMO	ETS	TI 227	LA
	8S 2DS 16UTR 2UTRS 1ST/5:30					

Alc. #	Time	Type	Ship Name	Company	Berth	Tags
60	6:00PM	MO	MSC BEATRICE	TTI	LB 140	LA
<i>4S 1DS 9UTR</i>						

AVERAGE REPORT
For Night Shift

	5/19/202	5/20/202	5/21/202	5/22/202	5/23/202	5/24/202	5/25/202
	Tue	Wed	Thu	Fri	Sat	Sun	Mon
Container	0	0	0	0	0	0	0
Lashing	0	0	0	0	0	0	0
Primary	117	125	133	141	149	157	159
Secondary	106	114	122	130	138	146	154
Hold	106	114	114	117	125	133	137
Dock	88	96	104	112	112	112	112
Jitney	72	72	72	80	88	96	104
Winch	100	100	108	116	124	132	140
Carpenter	80	88	96	99	99	99	99
A-Crane	74	82	90	98	100	100	100
Casual	55	62	70	71	72	72	72
Swamper	55	58	66	74	75	75	75
B-Crane	80	88	96	104	112	112	112
A-UTR	107	115	123	130	135	138	144
B_UTR	115	123	131	135	143	144	149
Mechanics	90	98	98	106	106	106	114
Night ID	99	106	113	113	121	127	128
Steady	0	0	0	0	0	0	0
Ship Gang	0	0	0	0	0	0	0
Dock Gang	0	0	0	0	0	0	0

Job Forecast Report

WEDNESDAY D/S EARLY

WorkDate: 5/27/2026

Shift: Day

5/26/2026 10:10:25AM

Gangs	Shorted	Early	MO	EO	MRO	RO	LM	Total
Container Gang	0	0	0	0	0	0	0	0
Lashing Gang	0	0	0	0	0	0	0	0
4002_Gang	0	0	0	0	0	0	0	0
4012_Gang	0	0	0	0	0	0	0	0
4112_Gang	0	2	1	0	0	0	0	3
D4	0	0	0	0	0	0	0	0
	0	2	1	0	0	0	0	3

Boards	Shorted	Early	MO	EO	MRO	RO	LM	Total
Hold	0	147	201	0	4	0	0	352
Crane	0	0	2	0	0	0	0	2
Crane Top Handler	0	0	0	0	0	0	0	0
Winch	0	0	3	0	0	0	0	3
Key Hold	0	0	1	0	0	0	0	1
Jitney	0	0	18	0	0	0	0	18
UTR	0	9	270	0	45	0	0	324
CY	0	0	61	0	0	0	0	61
Lumber	0	0	0	0	0	0	0	0
Carpenter	0	0	0	0	0	0	0	0
Swamper	0	4	31	0	0	0	0	35
Casual	0	0	0	0	0	0	0	0
Dock	0	17	12	0	0	0	0	29
Mechanics	0	0	0	0	0	0	0	0
Gear	0	0	0	0	0	0	0	0
	0	177	599	0	49	0	0	825

5 HRS

Number of flops (UTR - UTRWork = Flops):

47 65
 10 65
 77 72
 13 72
 48 81

WEDNESDAY D/S
 EARLY
 825
 JOBS

Alc. #	Start Time	Order Type	Ship Name	Company	Berth	Tags
1	7:00AM 1KDP	MRO	HMM NURI	APM	TI 400	LA
<i>Early Dispatch</i>						
2	8:00AM IS	MRO	MSC ILARIA	TTI	LB 140	LA
3	7:00AM 1KDP	MRO	EVER LAUREL	APM	TI 400	LA
<i>Early Dispatch</i>						
4	8:00AM IS	MRO	COSCO BELGIUM	LBCT	LB 26	LA
5	8:00AM 1UTR	MRO	CMA CGM BRAZIL	FMS	TI 302	LA
6	8:00AM 1UTR	MRO	YM UNIFORM	PA	100	LA
7	8:00AM 1UTR	MRO	CMA CGM CASSIOPEIA	FMS	TI 303	LA
8	7:00AM 1KDP	MRO	MAERSK ALFIRK	APM	TI 400	LA
<i>Early Dispatch</i>						
9	8:00AM IS	MRO	GREENHOUSE	TP	136	LA
10	8:00AM 2UTR	MRO	SM LONG BEACH	SSA	LB 96	LA
11	8:00AM 20UTR	MRO	GANGES	ITS	LB 232	LA
12	8:00AM 20UTR	MRO	SAPPHIRE TOWER	ITS	LB 236	LA
13	8:00AM IS	MRO	OOCL UTAH	LBCT	LB 22	LA
14	7:00AM IS	MO	HMM NURI	APM	TI 400	LA
<i>Flex and Early</i>						

Alc. #	Time	Type	Ship Name	Company	Berth	Tags
15	8:00AM <i>IS</i>	MO	HMM NURI	APM	TI 400	LA
16	7:00AM <i>IDS</i>	MO	MSC ILARIA	TTI	LB 140	LA
<i>Flex and Early</i>						
17	8:00AM <i>4SL</i>	MO	MSC ILARIA	TTI	LB 140	LA
18	7:00AM <i>8S 2KDP</i>	MO	EVER LAUREL	APM	TI 400	LA
<i>Flex and Early</i>						
19	8:00AM <i>IS</i>	MO	EVER LAUREL	APM	TI 400	LA
20	7:00AM <i>IS</i>	MO	COSCO BELGIUM	LBCT	LB 26	LA
<i>Flex and Early</i>						
21	7:00AM <i>12SL</i>	MO	CMA CGM BRAZIL	FMS	TI 302	LA
<i>Flex and Early</i>						
22	8:00AM <i>1ST/7:30</i>	MO	CMA CGM BRAZIL	FMS	TI 302	LA
23	8:00AM <i>2SL</i>	MO	YM UNIFORM	PA	100	LA
24	7:00AM <i>1UTR</i>	MO	CMA CGM CASSIOPEIA	FMS	TI 303	LA
<i>Flex and Early</i>						
25	8:00AM <i>1ST/7:30</i>	MO	CMA CGM CASSIOPEIA	FMS	TI 303	LA
26	7:00AM <i>12S 3KDP</i>	MO	MAERSK ALFIRK	APM	TI 400	LA
<i>Flex and Early</i>						
27	8:00AM <i>IS</i>	MO	MAERSK ALFIRK	APM	TI 400	LA
28	7:00AM <i>20SL</i>	MO	MSC CARLOTTA	TTI	LB 140	LA
<i>Flex and Early</i>						
29	8:00AM <i>12S 2DS 27UTR 9ST/7:30</i>	MO	MSC CARLOTTA	TTI	LB 140	LA

Alc. #	Time	Type	Ship Name	Company	Berth	Tags
30	7:00AM <i>IS</i>	MO	GREENHOUSE	TP	136	LA
<i>Flex and Early</i>						
31	8:00AM <i>IS</i>	MO	GREENHOUSE	TP	136	LA
32	8:00AM <i>ICDAB/7:30 IPLMD</i>	MO	HG ANTWERP	MET	LB 214	SH-All Comd
33	8:00AM <i>ICDAB/7:30 IPLMD</i>	MO	OSAKA STAR	MET	LB 212	SH-All Comd
34	8:00AM <i>12S 3DS 21UTR 3UTRS 10ST/7:30</i>	MO	SM LONG BEACH	SSA	LB 96	LA
35	7:00AM <i>1UTRS</i>	MO	GANGES	ITS	LB 232	LA
<i>Flex and Early</i>						
36	8:00AM <i>1ST/7:30</i>	MO	GANGES	ITS	LB 232	LA
37	7:00AM <i>1UTRS</i>	MO	SAPPHIRE TOWER	ITS	LB 236	LA
<i>Flex and Early</i>						
38	8:00AM <i>2ST/7:30</i>	MO	SAPPHIRE TOWER	ITS	LB 236	LA
39	7:00AM <i>1KDP</i>	MO	OOCL UTAH	LBCT	LB 22	LA
<i>Flex and Early</i>						
40	8:00AM <i>4S</i>	MO	OOCL UTAH	LBCT	LB 22	LA
41	8:00AM <i>16S 4DS 32UTR 4UTRS 10ST/7:30</i>	MO	EVER MEMO	ETS	TI 227	LA
42	7:00AM <i>1DS</i>	MO	MSC BEATRICE	TTI	LB 140	LA
<i>Flex and Early</i>						
43	8:00AM <i>20S 4DS 45UTR 15ST/7:30</i>	MO	MSC BEATRICE	TTI	LB 140	LA
44	8:00AM <i>4S 12SL 1DS 1DWD 1HL 8UTR 2ST/7:30</i>	MO	NYK SILVIA	YTI	TI 214	LA

Alc. #	Time	Type	Ship Name	Company	Berth	Tags
45	7:00AM 2S	MO	SAGA NAVIGATOR	P.S.T.	179	GE IS4112 <i>Flex and Early</i>
46	8:00AM 2D 5HL	MO	SAGA NAVIGATOR	P.S.T.	179	GE
47	7:00AM 2S 12SL 1DS 1UTR	MO	CMA CGM GEORGIA	FMS	TI 304	LA <i>Flex and Early</i>
48	8:00AM 12S 3DS 27UTR	MO	CMA CGM GEORGIA	FMS	TI 304	LA
49	7:00AM 2S	MO	CEBU ISLAND	SSA	LB 205	GE IS4112 <i>Flex and Early</i>
50	8:00AM 2S 6D 8HL	MO	CEBU ISLAND	SSA	LB 205	GE IS4112
51	8:00AM 1KH 14SD 3SL 2DS 1HT 1DWD 2CLW	MO	APOLLON HIGHWAY	SSA	LB 83	LA AU
52	7:00AM 12SL 1DS 1UTR	MO	ZIM ALBATROSS	TP	139	LA <i>Flex and Early</i>
53	8:00AM 12S 2DS	MO	ZIM ALBATROSS	TP	139	LA
54	7:00AM 2S 20SL 3KDP 2UTRS	MO	OOCL BERLIN	LBCT	LB 24	LA <i>Flex and Early</i>
55	8:00AM 12S 2KDP	MO	OOCL BERLIN	LBCT	LB 24	LA
56	8:00AM 2S 2SL 1DS 2UTR	MO	DORIS OCEAN	PA	102	LA
57	9:00AM 14S 3DS 30UTR 8ST/8:30	MO	DORIS OCEAN	PA	102	LA
58	7:00AM 8S 28SL 3KDP 2UTRS	MO	GERNER MAERSK	APM	TI 400	LA <i>Flex and Early</i>
59	8:00AM 1S	MO	GERNER MAERSK	APM	TI 400	LA

Alc. #	Time	Type	Ship Name	Company	Berth	Tags
60	8:00AM	MO	MSC ILARIA	TTI	LB 140	LA
	4S 1DS 9UTR					
61	7:00AM	MO	EVER LAUREL	APM	TI 400	LA
	4S 2KDP					
<i>Flex and Early</i>						
62	8:00AM	MO	CMA CGM BRAZIL	FMS	TI 302	LA
	4S 1DS 9UTR					
63	8:00AM	MO	CMA CGM CASSIOPEIA	FMS	TI 303	LA
	4S 1DS 9UTR					
64	8:00AM	MO	SM LONG BEACH	SSA	LB 96	LA
	4S 1DS 7UTR 1UTRS					
65	8:00AM	MO	OOCL UTAH	LBCT	LB 22	LA
	4S					
66	8:00AM	MO	EVER MEMO	ETS	TI 227	LA
	8S 2DS 16UTR 2UTRS 2ST/7:30					
67	8:00AM	MO	MSC BEATRICE	TTI	LB 140	LA
	4S 1DS 9UTR					
68	8:00AM	MO	CMA CGM GEORGIA	FMS	TI 304	LA
	4S 1DS 9UTR					
69	8:00AM	MO	OOCL BERLIN	LBCT	LB 24	LA
	IS					

AVERAGE REPORT
For Day Shift

	5/20/202	5/21/202	5/22/202	5/23/202	5/24/202	5/25/202	5/26/202
	Wed	Thu	Fri	Sat	Sun	Mon	Tue
Container	0	0	0	0	0	0	0
Lashing	0	0	0	0	0	0	0
Primary	130	138	146	154	162	165	165
Secondary	117	117	117	125	133	141	149
Hold	118	126	134	139	146	152	154
Key Hold	121	121	129	137	145	145	145
Winch	125	125	133	141	149	157	165
Jitney	114	119	122	130	138	144	144
Dock	104	105	106	114	120	121	128
Lumber	72	80	88	96	104	112	120
Carpenter	59	67	75	75	75	80	88
A-Crane	98	106	114	122	130	132	132
Swamper	72	75	83	91	99	99	99
Casual	66	74	80	83	84	85	85
B-Crane	116	124	132	135	141	148	149
A-UTR	118	122	130	137	144	144	144
B_UTR	124	132	140	146	152	154	154
Mechanics	117	124	128	135	143	143	148
ID	112	120	124	131	131	134	137
Steady	0	0	0	0	0	0	0
Ship Gang	0	0	0	0	0	0	0
Dock Gang	0	0	0	0	0	0	0